

## NOTICE OF 28<sup>TH</sup> ANNUAL GENERAL MEETING


NOTICE IS HEREBY GIVEN THAT THE 28<sup>TH</sup> ANNUAL GENERAL MEETING OF THE MEMBERS OF SERVOKON SYSTEMS LIMITED WILL BE HELD ON SATURDAY, THE 30<sup>TH</sup> DAY OF SEPTEMBER, 2023 AT C-13, RADHU PALACE ROAD, LAXMI NAGAR, DELHI – 110092, INDIA AT 11:00 A.M. TO TRANSACT THE FOLLOWING BUSINESS:-

### AS ORDINARY BUSINESS:

1. To Consider, receive, approve and adopt the audited Balance Sheet as at 31st March, 2023 and the Statement of Profit and Loss Account for the year ended on that date together with the Directors' report thereon.
2. To consider and if thought fit, to pass with or without modification(s), the following resolution as an Ordinary Resolution:

**"RESOLVED THAT** pursuant to the provisions of Section 139 and all other applicable provisions of the Companies Act, 2013 (the "Act") read with Rule 3(7) of the Companies (Audit and Auditors) Rules, 2014 (including any statutory modification(s) or re-enactment thereof for the time being in force), the Company hereby ratifies the appointment of **M/sNEERAJ SATISH & ASSOCIATES**, Chartered Accountants, as the Statutory Auditors of the Company to hold office from the conclusion of this meeting till the conclusion of the next Annual General Meeting to be held for the financial year on such remuneration as may be determined by the Board of Directors."

**For & On behalf of the Board  
SERVOKON SYSTEMS LIMITED**

  
**KAMRUDDIN**  
Director  
DIN.: 00451893  
Add.: B-150, PRIYADARSHNI VIHAR,  
DELHI-110092, INDIA

**Date: 01.09.2023**  
**Place: New Delhi**

## SERVOKON SYSTEMS LIMITED



HO: Servokon House, C-13, Radhu Palace Road, Laxmi Nagar, Delhi-110092  
Works: AN-6, UPSIDC, M.G. Road, Ind. Area, Ph-III, Ghaziabad, UP-201001  
Works: Plot No. F-365, Ph-I, MG Road, Hapur-201001

**ZONAL OFFICES :** Delhi | Kanpur | Srinagar | Ghaziabad  
Patna | Ranchi | Chandigarh | Guwahati | Hyderabad | Vizag



For Customer Support ☎ 1800 21 2001 786 📞 +91-9582122121  
For Sales Support ☎ 1800 123 8786



info@servokon.com

## NOTES:

- I. A Member Entitled To Attend And Vote At The Annual General Meeting (The Meeting) Is Entitled To Appoint A Proxy To Attend And Vote On A Poll, Instead Of Herself/ He And The Proxy Need Not Be Member Of The Company. The Instrument Appointing A Proxy Should, However, Be Deposited At The Registered Office Of The Company Not Less Than 48 Hours Before The Commencement Of The Meeting.
- II. Members\ Proxies should produce the enclosed Attendance Slip duly filled in and signed in accordance with specimen signature registered with the Company for attending the Meeting.
- III. Corporate Members are requested to send a duly certified copy of the Board Resolution authorizing their representatives to attend and vote at the Meeting.
- IV. In case of joint holders attending the Meeting, only such joint holder who is higher in the order of names will be entitled to vote.
- V. Members are requested to intimate any change in their address to the Company immediately.
- VI. Members are requested to send their queries at least 7 days in advance of the meeting so that information can be made available at the meeting.

For & On behalf of the Board  
**SERVOKON SYSTEMS LIMITED**

**KAMRUDDIN**  
Director  
DIN.: 00451893  
Add.: B-150, PRIYADARSHNI VIHAR,  
DELHI-110092, INDIA

Date: 01.09.2023  
Place: New Delhi

## SERVOKON SYSTEMS LIMITED



HO: Servokon House, C-13, Radhu Palace Road, Laxmi Nagar, Delhi-110092  
Works: AN-6, UPSIDC, M.G. Road, Indl. Area, Ph-III, Ghaziabad, UP-201001  
Works: Plot No. F-365, Ph-I, MG Road, Hapur-201001

ZONAL OFFICES : Delhi | Kanpur | Srinagar | Ghaziabad  
Patna | Ranchi | Chandigarh | Guwahati | Hyderabad | Vizag

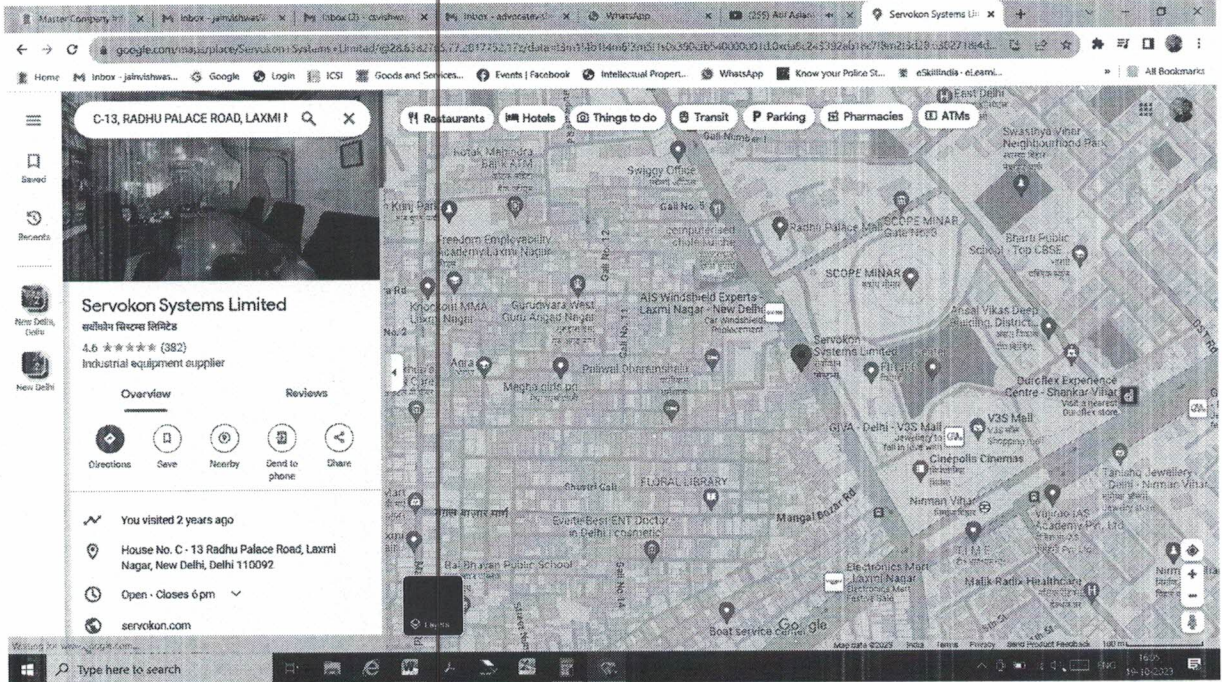


For Customer Support 1800 21 2001 786 +91-9582122121  
For Sales Support 1800 123 8786



info@servokon.com

## ROAD MAP OF ADDRESS OF THE COMPANY:-



For & On behalf of the Board  
**SERVOKON SYSTEMS LIMITED**

*Rozee*  
**KAMRUDDIN**  
Director  
DIN.: 00451893  
Add.: B-150, PRIYADARSHNI VIHAR,  
DELHI-110092, INDIA

Date: 01.09.2023  
Place: New Delhi

## SERVOKON SYSTEMS LIMITED

**HO:** Servokon House, C-13, Radhu Palace Road, Laxmi Nagar, Delhi-110092  
**Works:** AN-6, UPSIDC, M.G. Road, Indl. Area, Ph-III, Ghaziabad, UP-201001  
**Works:** Plot No. F-365, Ph-I, MG Road, Hapur-201001

For Customer Support 1800 21 2001 786 +91-9582122121  
For Sales Support 1800 123 8786

**ZONAL OFFICES :** Delhi | Kanpur | Srinagar | Ghaziabad  
Patna | Ranchi | Chandigarh | Guwahati | Hyderabad | Vizag

info@servokon.com

## ATTENDANCE SLIP

**28TH ANNUAL GENERAL MEETING OF THE MEMBERS OF SERVOKON SYSTEMS LIMITED WILL BE HELD ON SATURDAY, THE 30TH DAY OF SEPTEMBER, 2023 AT C-13, RADHU PALACE ROAD, LAXMI NAGAR, DELHI – 110092, INDIA**

**PLEASE COMPLETE THIS ATTENDANCE SLIP AND HAND IT OVER AT THE ENTRANCE OF THE MEETING HALL**

<b>Name</b>	
<b>Address</b>	
<b>Folio No./D.P-ID No.</b>	
<b>Client ID No.</b>	
<b>No of Equity shares held</b>	
<b>Name of the proxy holders/Authorized representative*</b>	

# Applicable for shareholders holding shares in dematerialized form

\* To be filled in by proxy in case he/she attends instead of the equity shareholder

**I/We hereby record my/our presence at the 28TH ANNUAL GENERAL MEETING OF THE MEMBERS OF SERVOKON SYSTEMS LIMITED WILL BE HELD ON SATURDAY, THE 30TH DAY OF SEPTEMBER, 2023 AT C-13, RADHU PALACE ROAD, LAXMI NAGAR, DELHI – 110092, INDIA**

\_\_\_\_\_  
**Signature of the Shareholder/  
Proxy holders/Authorized Representative**

### NOTES:

- 1. Please fill this attendance slip and hand it over at the entrance of the Hall.**
- 2. Members/Proxy Holders/Authorized Representatives are requested to show their Photo ID Proof for attending the Meeting.**
- 3. Authorized Representatives of Corporate Member(s) shall produce proper authorization issued in their favor.**

## SERVOKON SYSTEMS LIMITED



HO: Servokon House, C-13, Radhu Palace Road, Laxmi Nagar, Delhi-110092  
Works: AN-6, UPSIDC, M.G. Road, Indl. Area, Ph-III, Ghaziabad, UP-201001  
Works: Plot No. F-365, Ph-I, MG Road, Hapur-201001

ZONAL OFFICES : Delhi | Kanpur | Srinagar | Ghaziabad  
Patna | Ranchi | Chandigarh | Guwahati | Hyderabad | Vizag



For Customer Support ☎ 1800 21 2001 786 📞 +91-9582122121  
For Sales Support ☎ 1800 123 8786



info@servokon.com

**Form No. MGT – 1**

**PROXY FORM**

[Pursuant to section 105(6) of the Companies Act, 2013 and rule 19(3) of the Companies (Management and Administration) Rules, 2014]

<b>CIN</b>	:	U32301DL1995PLC068876
<b>Name of the Company</b>	:	SERVOKON SYSTEMS LIMITED
<b>Registered Office</b>	:	C-13, RADHU PALACE ROAD, LAXMI NAGAR, DELHI – 110092, INDIA
<b>Mail Id</b>	:	ikram_9292@yahoo.co.in
<b>Tel.</b>	:	18002001786
<b>Name of the member(s)</b>	:	
<b>Registered address</b>	:	
<b>E-mail Id</b>	:	
<b>Folio No. / Client Id</b>	:	
<b>DP ID</b>	:	

I/ We, being the member(s) of \_\_\_\_\_ shares of the above named company, hereby appoint

- 1. Name** :  
**Address** :  
**E-mail Id** :  
**Signature** :
- 2. Name** :  
**Address** :  
**E-mail Id** :  
**Signature** :

As my/ our proxy to attend and vote (on a poll) for me/ us and on my/ our behalf at the **28TH ANNUAL GENERAL MEETING OF THE MEMBERS OF SERVOKON SYSTEMS LIMITED WILL BE HELD ON SATURDAY, THE 30TH DAY OF SEPTEMBER, 2023 AT C-13, RADHU PALACE ROAD, LAXMI NAGAR, DELHI – 110092, INDIA AT 11:00 A.M.** and at any adjourned thereof in respect of such resolutions as are indicated below:-

## SERVOKON SYSTEMS LIMITED



**HO:** Servokon House, C-13, Radhu Palace Road, Laxmi Nagar, Delhi-110092  
**Works:** AN-6, UPSIDC, M.G. Road, Indl. Area, Ph-III, Ghaziabad, UP-201001  
**Works:** Plot No. F-365, Ph-I, MG Road, Hapur-201001

**ZONAL OFFICES :** Delhi | Kanpur | Srinagar | Ghaziabad  
Patna | Ranchi | Chandigarh | Guwahati | Hyderabad | Vizag



For Customer Support ☎ 1800 21 2001 786 📞 +91-9582122121  
For Sales Support ☎ 1800 123 8786




info@servokon.com

## **ORDINARY BUSINESS:**

1. To Consider, receive, approve and adopt the audited Balance Sheet as at 31st March, 2023 and the Statement of Profit and Loss Account for the year ended on that date together with the Directors' report thereon.
2. To consider and if thought fit, to pass with or without modification(s), the following resolution as an Ordinary Resolution:

**"RESOLVED THAT** pursuant to the provisions of Section 139 and all other applicable provisions of the Companies Act, 2013 (the "Act") read with Rule 3(7) of the Companies (Audit and Auditors) Rules, 2014 (including any statutory modification(s) or re-enactment thereof for the time being in force), the Company hereby ratifies the appointment of **M/sNEERAJ SATISH & ASSOCIATES**, Chartered Accountants, as the Statutory Auditors of the Company to hold office from the conclusion of this meeting till the conclusion of the next Annual General Meeting to be held for the financial year or such remuneration as may be determined by the Board of Directors."

**For & On behalf of the Board  
SERVOKON SYSTEMS LIMITED**

  
**KAMRUDDIN**  
Director  
DIN.: 00451893  
Add.: B-150, PRIYADARSHNI VIHAR,  
DELHI-110092, INDIA

**Date: 01.09.2023**  
**Place: New Delhi**

## **SERVOKON SYSTEMS LIMITED**



**HO:** Servokon House, C-13, Radhu Palace Road, Laxmi Nagar, Delhi-110092  
**Works:** AN-6, UPSIDC, M.G. Road, Indl. Area, Ph-III, Ghaziabad, UP-201001  
**Works:** Plot No. F-365, Ph-I, MG Road, Hapur-201001

**ZONAL OFFICES :** Delhi | Kanpur | Srinagar | Ghaziabad  
Patna | Ranchi | Chandigarh | Guwahati | Hyderabad | Vizag



For Customer Support ☎ 1800 21 2001 786 📞 +91-9582122121  
For Sales Support ☎ 1800 123 8786



info@servokon.com

## DIRECTOR'S REPORT

To,

The Members,  
SERVOKON SYSTEMS LIMITED

Your Directors have pleasure in presenting their 27<sup>th</sup> Annual Report for Financial Year 2022-2023 on the business and operations of the Company and the accounts for the Financial Year ended March 31, 2023.

### Financial summary or highlights/Performance of the Company

The performance of the company for the year has remained as under:-

Particulars	Financial Year ended 31 <sup>st</sup> March, 2023	Financial Year ended 31 <sup>st</sup> March, 2022
Total Revenue	1,397,631,106.44	874,567,407.60
Less: Total Expenditure	1,351,570,853.71	852,436,156.83
Profit / (Loss) before interest, depreciation, extraordinary item and tax	46,060,252.73	22,131,250.77
Less: Depreciation and Interest	0.00	.000
Profit / (Loss) after depreciation and Interest but before extraordinary item and Tax.	46,060,252.73	22,131,250.77
Less: Exceptional Items	0.00	0.00
Less: Extraordinary Items	0.00	0.00
Profit or (Loss) before Tax	46,060,252.73	22,131,250.77
Less: Current Tax/	14,338,445.00	5,869,189.00
Deferred Tax	(637,096.00)	98,236.00
Net Profit available for Appropriation	32,358,903.73	16,163,825.77
Balance to be carried forward	0.00	0.00

## SERVOKON SYSTEMS LIMITED



HO: Servokon House, C-13, Radhu Palace Road, Laxmi Nagar, Delhi-110092  
Works: AN-6, UPSIDC, M.G. Road, Indl. Area, Ph-III, Ghaziabad, UP-201001  
Works: Plot No. F-365, Ph-I, MG Road, Hapur-201001

ZONAL OFFICES : Delhi | Kanpur | Srinagar | Ghaziabad  
Patna | Ranchi | Chandigarh | Guwahati | Hyderabad | Vizag



For Customer Support ☎ 1800 21 2001 786 📞 +91-9582122121  
For Sales Support ☎ 1800 123 8786



info@servokon.com

## **THE STATE OF THE COMPANY'S AFFAIRS/THE CHANGE IN THE NATURE OF BUSINESS, IF ANY AFFECTING THE FINANCIAL POSITION OF THE COMPANY;**

The Company has engaged in the business of To manufacture, buy, sell, export, import, deal in assembling, repair, convert, overhaul, alter, maintain, and improve all types of voltage stabilizers, variance electrical and electronic goods, components, devices, equipment's, and appliances.

There is no change in the business activity of the company during the FY 2022-23. Your directors are looking for the options so that the growth can be achieved.

## **BRIEF DESCRIPTION OF THE COMPANY'S WORKING DURING THE YEAR/STATE OF COMPANY'S AFFAIRS**

During the year under review, total loss of the Company was INR 32,358,903.73 during the year. Your Directors are putting in their best efforts to further improve the performance of the Company.

## **DIVIDEND**

The Board, considering the Company's performance and financial position for the year under review, has not recommended declaration of any dividend on equity shares for the year ended March 31, 2023 in order to conserve the resources for future years.

## **THE AMOUNTS, IF ANY, WHICH IT PROPOSES TO CARRY TO ANY RESERVES**

During the financial year No Amount which will be transferred to reserves.

## **DIRECTORS AND KEY MANAGERIAL PERSONNEL**

During the financial year 2022-23 the Board of Director of the Company was dully constituted. There is no change in the constitution of the Board of Directors during the year.

Further, none of the directors of the Company is disqualified u/s 164(2) of the Companies Act, 2013 during the year under report.

## **PARTICULARS OF EMPLOYEES**

There are no employees of the Company, who are drawing the salary in excess of the limits specified in the Companies Act, 2013 and pursuant to rule 5(2) of the Companies (Appointment & Remuneration of Managerial personnel) Rules, 2014. However, the above said provision is not applicable to Private Company.

## **SERVOKON SYSTEMS LIMITED**



**HO:** Servokon House, C-13, Radhu Palace Road, Laxmi Nagar, Delhi-110092  
**Works:** AN-6, UPSIDC, M.G. Road, Indl. Area, Ph-III, Ghaziabad, UP-201001  
**Works:** Plot No. F-365, Ph-I, MG Road, Hapur-201001

**ZONAL OFFICES :** Delhi | Kanpur | Srinagar | Ghaziabad  
Patna | Ranchi | Chandigarh | Guwahati | Hyderabad | Vizag



For Customer Support ☎ 1800 21 2001 786 📞 +91-9582122121  
For Sales Support ☎ 1800 123 8786



info@servokon.com



## MEETINGS

A calendar of Meetings is prepared and circulated in advance to the Directors. During the year six Board Meetings were convened and held on **20.05.2022, 16.06.2022, 12.08.2022, 01.10.2022, 30.12.2022, and 20.02.2023**. The intervening gap between the Meetings was within the period prescribed under the Companies Act, 2013.

## COMPOSITION OF BOARD

Name of Director	Category	No. of Board Meeting Attended	Whether attended Last AGM
<b>ASIF KHAN</b>	<b>Director</b>	<b>6/6</b>	<b>Yes</b>
<b>KAMRUDDIN</b>	<b>Director</b>	<b>6/6</b>	<b>Yes</b>
<b>FATIMA BEGUM</b>	<b>Director</b>	<b>6/6</b>	<b>Yes</b>
<b>ZAKIR SIDDIQUI HUSSAIN</b>	<b>Director</b>	<b>6/6</b>	<b>Yes</b>

## DETAILS OF SUBSIDIARY/JOINT VENTURES/ASSOCIATE COMPANIES

The company does not have any Subsidiary Company, Joint Ventures and Associate Company as required to be disclosed in terms of provisions of companies act, 2013.

## AUDITORS

**M/S AGARWAL ANISH & Co.** (Chartered Accountant), who were appointed at the Annual General Meeting and is eligible for ratification till the conclusion of next Annual General Meeting. The Board hereby ratifies the appointment **M/s NEERAJ SATISH & ASSOCIATES** (Chartered Accountant), as the Statutory Auditors of the Company to hold office from the conclusion of this meeting until the conclusion of the Annual General Meeting to be held for the financial year on such remuneration as may be determined by the Board of Directors subject to approval of members in the Annual General Meeting.

## AUDITORS' REPORT

The Auditors' Report does not contain any qualification. Notes to Accounts and Auditors remarks in their report are self-explanatory and do not call for any further comments.

## RISK MANAGEMENT POLICY

The Company has in place a mechanism to identify, assess, monitor and mitigate various risks to key business objectives. Major risks identified by the businesses and functions are systematically addressed to mitigating actions on a continuing basis.

## SERVOKON SYSTEMS LIMITED



**HO:** Servokon House, C-13, Radhu Palace Road, Laxmi Nagar, Delhi-110092  
**Works:** AN-6, UPSIDC, M.G. Road, Indl. Area, Ph-III, Ghaziabad, UP-201001  
**Works:** Plot No. F-365, Ph-I, MG Road, Hapur-201001

**ZONAL OFFICES :** Delhi | Kanpur | Srinagar | Ghaziabad  
Patna | Ranchi | Chandigarh | Guwahati | Hyderabad | Vizag



For Customer Support ☎ 1800 21 2001 786 📞 +91-9582122121  
For Sales Support ☎ 1800 123 8786



info@servokon.com

## **EXTRACT OF ANNUAL RETURN**

As required pursuant to section 92(3) of the Companies Act, 2013 and rule 12(1) of the Companies (Management and Administration) Rules, 2014, an extract of annual return in MGT 9 as a part of this Annual Report. **The requirement of submitting extract of annual return is removed by Notification Dated 05.03.2021 by Substituting "The Companies (Management and Administration) Rules, 2014" with "The Companies (Management and Administration) Amendment Rules, 2021".**

## **DEPOSITS**

The Company has not invited/ accepted any deposits from the public during the year ended March 31, 2023 under review within the meaning of section 73 of the Companies Act, 2013 and the Companies (acceptance of Deposits) Rules, 2014. There were no unclaimed or unpaid deposits as on March 31, 2023.

## **PARTICULARS OF LOANS, GUARANTEES OR INVESTMENTS UNDER SECTION 186**

Pursuant to the provision of section 186 of the Companies Act, 2013 the company has not given any loan or guarantee or provided any security or acquired by way of subscription, purchase or otherwise, the securities of any other body corporate during the financial year 2022-23.

## **PARTICULARS OF CONTRACTS OR ARRANGEMENTS WITH RELATED PARTIES REFERRED TO IN SUB-SECTION (1) OF SECTION 188**

All transactions entered into with Related Parties as defined under section 188 of the companies Act, 2013 during the financial year were in the ordinary course of business and on an arm's length pricing basis and do not attract the provisions of Section 188 of the Companies Act, 2013. There were no materially significant transactions with related parties during the financial year which were in conflict with the interest of the Company. Suitable disclosure as required by the Accounting Standards (AS18) has been made in the notes to the Financial Statements.(Refer Notes to Accounts).

## **THE DETAILS OF SIGNIFICANT AND MATERIAL ORDERS PASSED BY THE REGULATORS OR COURTS OR TRIBUNALS IMPACTING THE GOING CONCERN STATUS AND COMPANY'S OPERATIONS IN FUTURE**

During the financial year 2022-23 under review no significant and material orders has been passed by the regulators or courts or tribunals, which can impact the going concern status and company's operations in future.

## **SERVOKON SYSTEMS LIMITED**



HO: Servokon House, C-13, Radhu Palace Road, Laxmi Nagar, Delhi-110092  
Works: AN-6, UPSIDC, M.G. Road, Indl. Area, Ph-III, Ghaziabad, UP-201001  
Works: Plot No. F-365, Ph-I, MG Road, Hapur-201001

ZONAL OFFICES : Delhi | Kanpur | Srinagar | Ghaziabad  
Patna | Ranchi | Chandigarh | Guwahati | Hyderabad | Vizag



For Customer Support ☎ 1800 21 2001 786 📞 +91-9582122121  
For Sales Support ☎ 1800 123 8786



info@servokon.com

## **THE DETAILS IN RESPECT OF ADEQUACY OF INTERNAL FINANCIAL CONTROLS WITH REFERENCE TO THE FINANCIAL STATEMENTS**

During the period under review the company has maintained a sufficient Internal Control and care in respect of adequacy of internal financial controls with reference to the financial statements commensurate with its size and nature of business.

## **THE DETAILS ABOUT THE POLICY DEVELOPED AND IMPLEMENTED BY THE COMPANY CORPORATE SOCIAL RESPONSIBILITY INITIATIVES TAKEN DURING THE YEAR**

During the period under review the Company is not covered under the criteria of applicability of Corporate Social Responsibility pursuant to the provision of section 135 of the Companies Act, 2013.

## **OBLIGATION OF COMPANY UNDER THE SEXUAL HARASSMENT OF WOMEN AT WORKPLACE (PREVENTION, PROHIBITION AND REDRESSAL) ACT, 2013**

In order to prevent sexual harassment of women at work place a new act The Sexual Harassment of Women at Workplace (Prevention, Prohibition and Redressal) Act, 2013 has been notified on 9th December, 2013. Under the said Act every company is required to set up an Internal Complaints Committee to look into complaints relating to sexual harassment at work place of any women employee.

The Company has adopted a policy for prevention of Sexual Harassment of Women at workplace and has set up Committee for implementation of said policy. During the year Company has not received any complaint of harassment.

## **CONSERVATION OF ENERGY, TECHNOLOGY ABSORPTION AND FOREIGN EXCHANGE EARNINGS AND OUTGO:**

### **A. Conservation of energy**

Company has engaged in manufacturing activity during the Financial Year. The Company did not consume any energy during the period under review and did not make any capital investments in energy conservation.

### **B. Technology Absorption**

**Nil**

### **C. Foreign Exchange Earnings & Outgo-As per notes on accounts**

## **SERVOKON SYSTEMS LIMITED**



**HO:** Servokon House, C-13, Radhu Palace Road, Laxmi Nagar, Delhi-110092  
**Works:** AN-6, UPSIDC, M.G. Road, Indl. Area, Ph-III, Ghaziabad, UP-201001  
**Works:** Plot No. F-365, Ph-I, MG Road, Hapur-201001

**ZONAL OFFICES :** Delhi | Kanpur | Srinagar | Ghaziabad  
Patna | Ranchi | Chandigarh | Guwahati | Hyderabad | Vizag



For Customer Support ☎ 1800 21 2001 786 📞 +91-9582122121  
For Sales Support ☎ 1800 123 8786



info@servokon.com

## **DIRECTORS' RESPONSIBILITY STATEMENT**

The Directors' Responsibility Statement referred to in clause (c) of sub-section (3) of Section 134 of the Companies Act, 2013, shall state that—

(a) in the preparation of the annual accounts, the applicable accounting standards had been followed along with proper explanation relating to material departures;

(b) the directors had selected such accounting policies and applied them consistently and made judgments and estimates that are reasonable and prudent so as to give a true and fair view of the state of affairs of the company at the end of the financial year and of the profit and loss of the company for that period;

(c) the directors had taken proper and sufficient care for the maintenance of adequate accounting records in accordance with the provisions of this Act for safeguarding the assets of the company and for preventing and detecting fraud and other irregularities;

(d) the directors had prepared the annual accounts on a going concern basis; and the directors had devised proper systems to ensure compliance with the provisions of all applicable laws and that such systems were adequate and operating effectively.

## **DETAILS OF DIFFERENCE BETWEEN AMOUNT OF THE VALUATION DONE AT THE TIME OF ONE TIME SETTLEMENT AND THE VALUATION DONE WHILE TAKING LOAN FROM THE BANKS OR FINANCIAL INSTITUTIONS ALONG WITH THE REASONS THEREOF**

As Company has not done any one time settlement during the year under review hence no disclosure is required

## **DETAILS OF APPLICATION/ ANY PROCEEDING PENDING UNDER THE INSOLVENCY AND BANKRUPTCY CODE, 2016**

Neither any application was made nor any proceeding pending under the Insolvency and Bankruptcy Code, 2016 (31 of 2016) during the financial year.

## **WEB LINK OF THE ANNUAL RETURN, IF ANY**

The Company does not maintain any website.

## **SERVOKON SYSTEMS LIMITED**



**HO:** Servokon House, C-13, Radhu Palace Road, Laxmi Nagar, Delhi-110092  
**Works:** AN-6, UPSIDC, M.G. Road, Indl. Area, Ph-III, Ghaziabad, UP-201001  
**Works:** Plot No. F-365, Ph-I, MG Road, Hapur-201001

**ZONAL OFFICES :** Delhi | Kanpur | Srinagar | Ghaziabad  
Patna | Ranchi | Chandigarh | Guwahati | Hyderabad | Vizag



For Customer Support 1800 21 2001 786 +91-9582122121  
For Sales Support 1800 123 8786



info@servokon.com

**MATERIAL CHANGES AND COMMITMENTS, IF ANY, AFFECTING THE FINANCIAL POSITION OF THE COMPANY WHICH HAVE OCCURRED BETWEEN THE END OF THE FINANCIAL YEAR OF THE COMPANY TO WHICH THE FINANCIAL STATEMENTS RELATE AND THE DATE OF THE REPORT**

There are no material changes affecting the financial position of the business of the company during the financial year under scrutiny.

**THE AMOUNTS, IF ANY, WHICH IT PROPOSES TO CARRY TO ANY RESERVES;**

During the financial year no amount which will be transferred to reserves.

**ACKNOWLEDGEMENTS**

The Directors wish to place on record their appreciation to the hard efforts put in by all the employees at all level for the success of the Company.

Your Directors have pleasure in placing on record their appreciation of the valuable co-operation of the Bankers and customers.

***For & On behalf of the Board***  
**SERVOKON SYSTEMS LIMITED**

**KAMRUDDIN**  
Director  
DIN.: 00451893  
Add.: B-150, PRIYADARSHNI VIHAR,  
DELHI-110092, INDIA

**FATIMA BEGUM**  
Director  
DIN. :00451922  
Add.:B-150, PRIYADARSHNI VIHAR,  
DELHI-110092, INDIA

**Date: 01.09.2023**  
**Place: New Delhi**

## SERVOKON SYSTEMS LIMITED



**HO:** Servokon House, C-13, Radhu Palace Road, Laxmi Nagar, Delhi-110092  
**Works:** AN-6, UPSIDC, M.G. Road, Indl. Area, Ph-III, Ghaziabad, UP-201001  
**Works:** Plot No. F-365, Ph-I, MG Road, Hapur-201001

**ZONAL OFFICES :** Delhi | Kanpur | Srinagar | Ghaziabad  
Patna | Ranchi | Chandigarh | Guwahati | Hyderabad | Vizag



For Customer Support 1800 21 2001 786 +91-9582122121  
For Sales Support 1800 123 8786



info@servokon.com

## **ANNEXURE-A**

### **Form No. AOC-2**

***(Pursuant to clause (h) of sub-section (3) of section 134 of the Act and Rule 8(2) of the Companies (Accounts) Rules, 2014)***

Form for disclosure of particulars of contracts/arrangements entered into by the company with related parties referred to in sub-section (1) of section 188 of the Companies Act, 2013 including certain arm's length transactions under third proviso thereto.

1. **Details of contracts or arrangements or transactions not at arm's length basis: -**  
NIL
2. **Details of material contracts or arrangement or transactions at arm's length basis:-**
  - a) **Name(s) of the related party and nature of relationship: As per Notes**
  - b) **Nature of contracts/arrangements/transactions: As per Notes**
  - c) **Duration of the contracts / arrangements/transactions: As per Notes**
  - d) **Salient terms of the contracts or arrangements or transactions including the value, if any: All the transactions are pursuing in the ordinary course of business and purely on arm length basis.**
  - e) **Date(s) of approval by the Board, if any: NA**
  - f) **Amount paid as advances, if any: Nil**

**For & On behalf of the Board**  
**SERVOKON SYSTEMS LIMITED**

*Kamruddin*

**KAMRUDDIN**  
**Director**  
**DIN.: 00451893**  
**Add.: B-150, PRIYADARSHNI VIHAR,**  
**DELHI-110092, INDIA**

**Date: 01.09.2023**  
**Place: New Delhi**

## **SERVOKON SYSTEMS LIMITED**



**HO:** Servokon House, C-13, Radhu Palace Road, Laxmi Nagar, Delhi-110092  
**Works:** AN-6, UPSIDC, M.G. Road, Indl. Area, Ph-III, Ghaziabad, UP-201001  
**Works:** Plot No. F-365, Ph-I, MG Road, Hapur-201001

**ZONAL OFFICES :** Delhi | Kanpur | Srinagar | Ghaziabad  
Patna | Ranchi | Chandigarh | Guwahati | Hyderabad | Vizag



For Customer Support ☎ 1800 21 2001 786 📞 +91-9582122121  
For Sales Support ☎ 1800 123 8786



info@servokon.com



# Neeraj Satish & Associates

## CHARTERED ACCOUNTANTS

Flat No. D-3, Plot No.62, Sec.-5, Rajinder Nagar, Sahibabad,  
Ghaziabad (U.P.) - 201005

Telephone No. : +91 120-4103420, Mobile : 9891048194

E-mail : neeraj\_satish@yahoo.co.in | neerajsatish2009@gmail.com

### INDEPENDENT AUDITORS' REPORT

TO,

**THE MEMBERS OF  
SERVOKON SYSTEMS LIMITED  
DELHI.**

#### Report on the Standalone Financial Statements

We have audited the accompanying Standalone financial statements of **SERVOKON SYSTEMS LIMITED** ("the Company"), which comprise the Balance Sheet as at **31/03/2023**, the Statement of Profit and Loss, and Cash Flow Statement for the year then ended, and notes to the financial statements, including a summary of the significant accounting policies and other explanatory information.

In our opinion and to the best of our information and according to the explanations given to us, the aforesaid standalone financial statements give information required by the Companies Act, 2013 ("Act") in the manner so required and give a true and fair view in conformity with the accounting principles generally accepted in India, of the state of affairs of the Company as at 31<sup>st</sup> March, 2023, its financial performance and its Cash Flows for the year ended on that date.


#### Basis for Opinion

We conducted our audit in accordance with the Standards on Auditing (SAs) specified under section 143(10) of the Companies Act, 2013. Our responsibilities under those Standards are further described in the Auditor's Responsibilities for the Audit of the Standalone Financial Statements section of our report. We are independent of the Company in accordance with the code of Ethics issued by the Institute of Chartered Accountants of India together with the ethical requirements that are relevant to our audit of the standalone financial statements under the provisions of the Companies Act, 2013 and the rules there under, and we have fulfilled our other ethical responsibilities in accordance with these requirements and the Code of Ethics. We believe that the audit evidence we have obtained is sufficient and appropriate to provide a basis for our opinion.

#### Key Audit Matters

Key audit matters are those matters that, in our professional judgment, were of most significance in our audit of the standalone financial statements of the current period. These matters were addressed in the context of our audit of the standalone financial statements as a whole, and in forming our opinion thereon, and we do not provide a separate opinion on these matters.

Reporting of key audit matters as per SA 701, Key Audit Matters are not applicable to the Company as it is an unlisted company.



**Branch Office: 1/9401, Mohan Park, Rohtas Nagar, Naveen Shahdra, Delhi-110032**

## **Information Other Than The Standalone Financial Statements and Auditors' report thereon**

The Company's management and Board of Directors are responsible for the preparation of the other information. The other information comprises the information included in the Company's annual report including Annexure to Board's Report, Business Responsibility Report but does not include the standalone financial statements and our auditors' report thereon.

Our opinion on the standalone financial statements does not cover the other information and we do not express any form of assurance conclusion thereon.

In connection with our audit of the standalone financial statements, our responsibility is to read the other information and, in doing so, consider whether the other information is materially inconsistent with the standalone financial statements or our knowledge obtained in the audit or otherwise appears to be materially misstated.

Based on the work we have performed, we conclude that if there is any material misstatement of this other information, we are required to report that fact. However, we have nothing to report in this regard.

## **Responsibility of Management and Those Charged with Governance (TCWG)**

The Company's Board of Directors are responsible for the matters stated in Section 134(5) of the Companies Act, 2013 ("the Act") with respect to the preparation of these Standalone financial statements that give a true and fair view of the financial position and financial performance, and cash flows of the Company in accordance with the accounting principles generally accepted in India, including the Accounting Standards specified under Section 133 of the Act, read with Rule 7 of the Companies (Accounts) Rules, 2014. This responsibility also includes maintenance of adequate accounting records in accordance with the provisions of the Act for safeguarding of the assets of the Company and for preventing and detecting frauds and other irregularities; selection and application of appropriate accounting policies; making judgments and estimates that are reasonable and prudent; and design, implementation and maintenance of adequate internal financial controls, that were operating effectively for ensuring the accuracy and completeness of the accounting records, relevant to the preparation and presentation of the standalone financial statements that give a true and fair view and are free from material misstatement, whether due to fraud or error.

In preparing the standalone financial statements, the Board of Directors is responsible for assessing the Company's ability to continue as a going concern, disclosing, as applicable, matters related to going concern and using the going concern basis of accounting unless Board of Directors either intends to liquidate the Company or to cease operations, or has no realistic alternative but to do so.

The board of directors are also responsible for overseeing the Company's financial reporting process.

## **Auditor's Responsibility for the audit of the Standalone Financial Statements**

Our objectives are to obtain reasonable assurance about whether the standalone financial statements as a whole are free from material misstatement, whether due to fraud or error, and to issue an auditor's report that includes our opinion.

Reasonable assurance is a high level of assurance, but is not a guarantee that an audit conducted in accordance with SAs will always detect a material misstatement when it exists. Misstatements can arise from fraud or error and are considered material if, individually or in the aggregate, they could reasonably be expected to influence the economic decisions of users taken on the basis of these financial statements.

As part of an audit in accordance with SAs, we exercise professional judgment and maintain professional skepticism throughout the audit. We also:

- Identify and assess the risks of material misstatement of the financial statements, whether due to fraud or error, design and perform audit procedures responsive to those risks, and obtain audit evidence that is sufficient and appropriate to provide a basis for our opinion. The risk of not detecting a material misstatement resulting from fraud is higher than for one resulting from error, as fraud may involve collusion, forgery, intentional omissions, misrepresentations, or the override of internal control.
- Obtain an understanding of internal control relevant to the audit in order to design audit procedures that are appropriate in the circumstances. Under section 143(3)(i) of the Companies Act, 2013, we are also responsible for expressing our opinion on whether the company has adequate internal financial controls system in place and the operating effectiveness of such controls.





- Evaluate the appropriateness of accounting policies used and the reasonableness of accounting estimates and related disclosures made by management.
- Conclude on the appropriateness of management's use of the going concern basis of accounting and, based on the audit evidence obtained, whether a material uncertainty exists related to events or conditions that may cast significant doubt on the Company's ability to continue as a going concern. If the related disclosures in the standalone financial statements or, if such disclosures are inadequate, to modify our opinion. Our conclusions are based on the audit evidence obtained up to the date of our Statutory Audit Report. However, future events or conditions may cause the company to cease to continue as a going concern.
- Evaluate the overall presentation, structure and content of the standalone financial statements, including the disclosures, and whether the standalone financial statements represent the underlying transactions and events in a manner that achieves fair presentation.

We communicate with those charged with governance regarding, among other matters, the planned scope and timing of the audit and significant audit findings, including any significant deficiencies in internal control that we identify during our audit.

We also provide those charged with governance with a statement that we have complied with relevant ethical requirements regarding independence, and to communicate with them all relationships and other matters that may reasonably be thought to bear on our independence, and where applicable, related safeguards.

From the matters communicated with those charged with governance, we determine those matters that were of most significance in the audit of the financial statements of the current period and are therefore the key audit matters. We describe these matters in our auditor's report unless law or regulation precludes public disclosure about the matter or when, in extremely rare circumstances, we determine that a matter should not be communicated in our report because the adverse consequences of doing so would reasonably be expected to outweigh the public interest benefits of such communication.

### Report on Other Legal and Regulatory Requirements

As required by the Companies (Auditors' Report) Order, 2020 ("the Order") issued by the Central Government of India in terms of sub section (11) of section 143 of the Companies Act, 2013. We give in the Annexure A statements on the matters specified in paragraphs 3 and 4 of the order, to the extent applicable.

As required by Section 143 (3) of the Act, we report that:

- (a) We have sought and obtained all the information and explanations which to the best of our knowledge and belief were necessary for the purposes of our audit.
- (b) In our opinion, proper books of account as required by law have been kept by the Company so far as it appears from our examination of those books.
- (c) The Balance Sheet, the Statement of Profit and Loss, and Cash Flow Statement dealt with by this Report are in agreement with the books of account.
- (d) In our opinion, the aforesaid financial statements comply with the Accounting Standards specified under Section 133 of the Act, read with Rule 7 of the Companies (Accounts) Rules, 2014.
- (e) On the basis of the written representations received from the directors as on **31/03/2023** taken on record by the Board of Directors, none of the directors is disqualified as **31/03/2023** from being appointed as a director in terms of Section 164 (2) of the Act.
- (f) Since the Company's turnover as per last audited financial statements is more than Rs. Fifty Crores and its borrowings from banks and financial institutions at any time during the year is less than Rs. Twenty Five Crores, the Company is liable for getting an audit opinion with respect to the adequacy of the internal financial controls over financial reporting of the company and the operating effectiveness of such controls vide notification dated June 13, 2017; and
- (g) With respect to the other matters to be included in the Auditor's Report in accordance with Rule 11 of the Companies (Audit and Auditors) Rules, 2014, in our opinion and to the best of our information and according to the explanations given to us:
  - i. The Company does not have any pending litigations which would impact its financial position:



- ii. The Company did not have any long-term contracts including derivative contracts for which there were any material foreseeable losses; and
- iii. There were no amounts which were required to be transferred to the Investor Education and Protection Fund by the Company.
- iv. (a) The management has represented that, to the best of its knowledge and belief, other than as disclosed in the notes to the accounts, no funds have been advanced or loaned or invested (either from borrowed funds or share premium or any other sources or kind of funds) by the company to or in any other person(s) or entity(ies), including foreign entities ("Intermediaries"), with the understanding, whether recorded in writing or otherwise, that the Intermediary shall, whether, directly or indirectly lend or invest in other persons or entities identified in any manner whatsoever by or on behalf of the company ("Ultimate Beneficiaries") or provide any guarantee, security or the like on behalf of the Ultimate Beneficiaries;
- (b) The management has represented, that, to the best of its knowledge and belief, other than as disclosed in the notes to the accounts, no funds have been received by the company from any person(s) or entity(ies), including foreign entities ("Funding Parties"), with the understanding, whether recorded in writing or otherwise, that the company shall, whether, directly or indirectly, lend or invest in other persons or entities identified in any manner whatsoever by or on behalf of the Funding Party ("Ultimate Beneficiaries") or provide any guarantee, security or the like on behalf of the Ultimate Beneficiaries; and
- (c) Based on audit procedures which we considered reasonable and appropriate in the circumstances, nothing has come to their notice that has caused them to believe that the representations under sub-clause (i) and (ii) contain any material mis-statement.
- v. The company has not declared or paid any dividend during the year in contravention of the provisions of section 123 of the Companies Act, 2013.
- (h) With respect to the matter to be included in the Auditors' Report under Section 197(16) of the Act, in our opinion and according to the information and explanations given to us, the limit prescribed by section 197 for maximum permissible managerial remuneration is not applicable to a private limited company

**FOR NEERAJ SATISH & ASSOCIATES**

**(Chartered Accountants)**

FRN No. : 016028



**(NEERAJ GOYAL)**

**Partner**

M. No. : 078746

UDIN - 23078746BGYBXT7928

Date : 1<sup>ST</sup> Sep., 2023

Place : Sahibabad

## ANNEXURE – A TO THE INDEPENDENT AUDITORS' REPORT

Report as required by the Companies (Auditor's Report) Order, 2020 ("the Order"), issued by the Central Government of India in terms of sub-section (11) of section 143 of the Companies Act, 2013 (Refer to in paragraph 1 under 'Report on Other Legal and Regulatory Requirements' section of our report of even date) With reference to the Annexure A referred to in the Independent Auditors' Report to the members of the Company on the financial statements for the year ended March 31, 2023, we report the following:

- (i) (a) (A) The Company has proper records related to full particulars including quantitative details and situation of Property, Plant and Equipment.
- (B) the company is not having any intangible asset. Therefore, the provisions of Clause (i)(a)(B) of paragraph 3 of the order are not applicable to the company.
- (b) In our opinion Property, Plant and Equipment have been physically verified by the management at reasonable intervals. No material discrepancies were noticed on such verification during the year.
- (c) Details of immovable properties, which are not held in the name of the company – Not Applicable.
- (d) The company has not revalued its Property, Plant and Equipment during the year. Therefore, the provisions of Clause (i)(d) of paragraph 3 of the order are not applicable to the company.
- (e) No proceedings have been initiated or are pending against the company for holding any benami property under the Benami Transactions (Prohibition) Act, 1988 (45 of 1988) and rules made thereunder. Therefore, the provisions of Clause (i)(e) of paragraph 3 of the order are not applicable to the company.
- (ii) (a) In our opinion, physical verification of inventory has been conducted at reasonable intervals by the management and the coverage and procedure of such verification by the management is appropriate. No material discrepancies were noticed on such verification.
- (b) During any point of time of the year, the company has not been sanctioned any working capital limits, from banks or financial institutions on the basis of security of current assets. Therefore, the provisions of Clause (ii)(b) of paragraph 3 of the order are not applicable to the company.
- (iii) During the year, the company has not made any investments in, provided any guarantee or security or granted any loans or advances in the nature of loans, secured or unsecured, to companies, firms, Limited Liability Partnerships or any other parties. Therefore, the provisions of clause 3(iii) of the said Order are not applicable to the company.
- (iv) The company has not made any loans, investments, guarantees and security on which provisions of section 185 and 186 of the Companies Act 2013 are applicable. Therefore, the provisions of clause 3(iv) of the said Order are not applicable to the company.
- (v) In our opinion and according to the information and explanations given to us, the Company has not accepted any deposits from public. Therefore, the provisions of Clause (v) of paragraph 3 of the order are not applicable to the Company.
- (vi) As explained to us, the Central Government of India has not specified the maintenance of cost records under sub-section (1) of Section 148 of the Act for any of the products of the Company. Therefore, the provisions of Clause (vi) of paragraph 3 of the order are not applicable to the Company.
- (vii) (a) The Company is generally regular in depositing undisputed statutory dues including Provident Fund, Employees State Insurance, Income tax, Sales Tax, Wealth tax, Service tax, Duty of Customs, duty of Excise, Value Added Tax, GST, Cess and other statutory dues with the appropriate authorities to the extent applicable to it. There are no undisputed amounts payable in respect of income tax, wealth tax, service tax, sales tax, value added



tax, duty of customs, duty of excise or cess which have remained outstanding as at March 31, 2023 for a period of more than 6 months from the date they became payable.

(b) According to the information and explanations given to us, there are not any statutory dues referred in sub clause (a) which have not been deposited on account of any dispute. Therefore, the provisions of Clause (vii)(b) of paragraph 3 of the order are not applicable to the Company.

(viii) In our opinion and according to the information and explanations given to us, there is no any transaction not recorded in the books of account have been surrendered or disclosed as income during the year in the tax assessments under the Income Tax Act, 1961 (43 of 1961).

(ix) (a) In our opinion and according to the information and explanations given to us, the Company has not defaulted in repayment of any loan or other borrowings or any interest due thereon to any lender.

(b) In our opinion and according to the information and explanations given to us, the company has not been a declared wilful defaulter by any bank or financial institution or other lender.

(c) In our opinion and according to the information and explanations given to us, the loans were applied for the purpose for which the loans were obtained.

(d) In our opinion and according to the information and explanations given to us, there are no funds raised on short term basis which have been utilised for long term purposes.

(e) In our opinion and according to the information and explanations given to us, the company has not taken any funds from any entity or person on account of or to meet the obligations of its subsidiaries, associates or joint ventures.

(f) In our opinion and according to the information and explanations given to us, the company has not raised loans during the year on the pledge of securities held in its subsidiaries, joint ventures or associate companies.

(x) (a) The Company has not raised money by way of initial public offer or further public offer (including debt instruments). Therefore, the provisions of Clause (x)(a) of paragraph 3 of the order are not applicable to the Company.

(b) In our opinion and according to the information and explanations given to us, the company has made preferential allotment or private placement of shares during the year and the requirements of section 42 and section 62 of the Companies Act, 2013 have been complied with and the funds raised have been used for the purposes for which the funds were raised.

(xi) (a) We have not noticed any case of fraud by the company or any fraud on the Company by its officers or employees during the year. The management has also not reported any case of fraud during the year.

(b) During the year no report under sub-section (12) of section 143 of the Companies Act has been filed by the auditors in Form ADT-4 as prescribed under rule 13 of Companies (Audit and Auditors) Rules, 2014 with the Central Government.

(c) As auditor, we did not receive any whistle- blower complaint during the year.

(xii) The company is not a Nidhi Company. Therefore, the provisions of Clause (xii) of paragraph 3 of the order are not applicable to the Company.

(xiii) As per the information and explanations received to us all transactions with the related parties are in compliance with sections 177 and 188 of Companies Act where applicable, and the details have been disclosed in the financial statements, etc., as required by the applicable accounting standards. Identification of related parties were made and provided by the management of the company.



(xiv) The company is not covered by section 138 of the Companies Act, 2013, related to appointment of internal auditor of the company. Therefore, the company is not required to appointed any internal auditor. Therefore, the provisions of Clause (xiv) of paragraph 3 of the order are not applicable to the Company.

(xv) The Company has not entered into any non-cash transactions with directors or persons connected with him for the year under review. Therefore, the provisions of Clause (xv) of paragraph 3 of the order are not applicable to the Company.

(xvi) (a) The Company is not required to be registered under section 45-IA of the Reserve Bank of India Act, 1934.

(b) The company has not conducted any Non-Banking Financial or Housing Finance activities during the year.

(c) The company is not a Core Investment Company (CIC) as defined in the regulations made by the Reserve Bank of India.

(d) As per the information and explanations received, the group does not have any CIC as part of the group.

(xvii) The company has not incurred cash loss in current financial year as well in immediately preceding financial year.

(xviii) There has been no resignation of the previous statutory auditors during the year.

(xix) On the basis of the financial ratios, ageing and expected dates of realisation-of financial assets and payment of financial liabilities, other information accompanying the financial statements, the auditor's knowledge of the Board of Directors and management plans, we are of the opinion that no material uncertainty exists as on the date of the audit report that company is capable of meeting its liabilities existing at the date of balance sheet as and when they fall due within a period of one year from the balance sheet date.

(xx) There is not liability of the company under the provisions of section 135 of the Companies Act, relating to Corporate Social Responsibility. Therefore, the provisions of Clause (xx) of paragraph 3 of the order are not applicable to the Company.

(xxi) The company has not made investments in subsidiary company. Therefore, the company does not require to prepare consolidated financial statement. Therefore, the provisions of Clause (xxi) of paragraph 3 of the order are not applicable to the Company

**FOR NEERAJ SATISH & ASSOCIATES**

**(Chartered Accountants)**

**FRN No. : 016028N**



**(NEERAJ GOYAL)**

**Partner**

**M. No. : 078746**

**UDIN - 23078746BGYBXT7928**

Date : 1<sup>st</sup> Sep., 2023

Place : Sahibabad

**SERVOKON SYSTEMS LTD.**  
**C-13, RADHU PALACE ROAD, LAXMI NAGAR, DELHI - 110092**

**BALANCE SHEET as at 31st March 2023**

Particulars	Note No	Figures as at the end of current reporting period (i.e. 31.03.2023)	Figures as at the end of previous reporting period (i.e. 31.03.2022)
<b>I. EQUITY AND LIABILITIES</b>			
<b>(1) Shareholder's Funds</b>			
(a) Share Capital	1	6,317,000.00	6,317,000.00
(b) Reserves and Surplus	2	107,713,500.06	75,354,596.33
(c) Money received against share warrants			
<b>(3) Non-Current Liabilities</b>			
(a) Long-term borrowings	3	232,071,858.67	169,956,838.96
(b) Deferred tax liabilities (Net)		2,183,231.00	2,820,327.00
(c) Other Long term liabilities		-	-
(d) Long term provisions		-	-
<b>(4) Current Liabilities</b>			
(a) Short-term borrowings	4	69,818,984.94	41,550,602.15
(b) Trade payables	5	180,152,283.14	194,085,636.75
(c) Other current liabilities	6	125,673,566.95	66,397,901.12
(d) Short-term provisions		-	-
<b>Total</b>		<u>723,930,424.76</u>	<u>556,482,902.31</u>
<b>II. Assets</b>			
<b>(1) Non-current assets</b>			
<b>(a) Fixed assets</b>			
(i) Tangible assets	7	150,677,243.45	126,228,022.75
(ii) Intangible assets		-	-
(iii) Capital work-in-progress		-	-
(iv) Intangible assets under development		-	-
(b) Non-Current Investments		-	-
(c) Deferred tax assets (net)		-	-
(d) Long term loans and advances		-	-
(e) Other non-current assets		-	-
<b>(2) Current assets</b>			
(a) Current investments		41,400.00	41,400.00
(b) Inventories		303,200,321.57	264,762,402.75
(c) Trade receivables	8	171,370,610.91	107,990,009.47
(d) Cash and cash equivalents	9	3,834,285.15	5,695,854.18
(e) Short-term loans and advances		-	-
(f) Other current assets	10	94,806,563.68	51,765,213.16
<b>Total</b>		<u>723,930,424.76</u>	<u>556,482,902.31</u>

As per our report of even date attached

**For NEERAJ SATISH AND ASSOCIATES**  
**CHARTERED ACCOUNTANTS**

**NEERAJ GOYAL**

(Partner)

UDIN - 23078746BGYBXT7928

Place : Ghaziabad

Date : 1st Sep., 2023

**FOR SERVOKON SYSTEMS LTD.**

**DIRECTOR**

**DIRECTOR**

**SERVOKON SYSTEMS LTD.**  
NOTES FORMING PART OF FINANCIAL STATEMENTS

	AMOUNT AS AT 31.03.2023 (Rs.)	AMOUNT AS AT 31.03.22 (Rs.)
<b>SHARE CAPITAL</b>		
		<b>NOTE 1</b>
<b>Authorized</b>		
10,00,000 Equity Shares of Rs. 10/- each	10,000,000.00	10,000,000.00
<b>Issued, Subscribed &amp; Paid-up</b>		
(631700 Equity Shares of Rs. 10/- each fully paid up)	6,317,000.00	6,317,000.00
Share Application Money (Pending Allotment)	-	-
	<b>6,317,000.00</b>	<b>6,317,000.00</b>
<b>RESERVE AND SURPLUS</b>		
		<b>NOTE 2</b>
<b>General Reserves</b>		
Opening Balance	75,354,596.33	59,190,770.56
Profit/(Loss) as per Profit & Loss Account during the year	32,358,903.73	16,163,825.77
	<b>107,713,500.06</b>	<b>75,354,596.33</b>
<b>LONG TERM BORROWINGS</b>		
		<b>NOTE 3</b>
ICICI Bank	43,369,658.19	22,410,641.89
Deutsche Bank Loan	48,834,689.94	51,516,344.94
Yes Bank Ltd. (LAP)	24,178,262.00	-
HDFC Bank Ltd. (Housing Loan)	9,149,376.00	9,341,101.00
Axis Bank Ltd. (Mercedes)	2,553,469.00	3,514,649.00
HDFC Bank Ltd. (Mercedes-II)	2,867,323.81	3,931,625.96
HDFC Bank Ltd. (Bullero)	319,632.38	510,854.69
HDFC Bank Ltd. (Eicher Loan)	793,793.05	1,268,683.03
ICICI Bank Ltd. (Baleno)	124,921.00	326,008.00
ICICI Bank	30,402,899.00	-
Deutsche Bank (Covid Loan)	12,940,266.70	21,203,010.70
IDFC First Bank (Covid Loan-II)	2,151,717.00	3,510,046.00
Kotak Mahindra Bank (157)	4,601,374.65	4,794,337.00
Kotak Mahindra Bank (160)	12,012,399.19	13,994,358.00
Kotak Mahindra Bank (880)	21,604,126.22	22,751,054.75
Axis Bank Ltd. (Fortuner)	1,952,839.00	2,953,071.00
Axis Bank Ltd. (Herier)	1,422,104.00	1,719,093.00
Axis Bank Ltd. (Mahindra Thar)	1,596,206.00	-
ICICI Bank Ltd. (KIA)	958,999.00	1,168,460.00
ICICI Bank Ltd. (Tata Truck)	1,622,435.00	2,043,500.00
HDFC Bank (Eicher)	1,615,367.54	-
Kamruddin	800,000.00	800,000.00
Zakir Hussain	1,400,000.00	1,400,000.00
Fatima Begum	400,000.00	400,000.00
Asif Khan	400,000.00	400,000.00
Gosia Tabassum	2,000,000.00	-
Huma Ikram	2,000,000.00	-
	<b>232,071,858.67</b>	<b>169,956,838.96</b>
<b>SHORT TERM BORROWINGS</b>		
		<b>NOTE 4</b>
Deutsche Bank (Overdraft A/c)	69,818,984.94	41,365,888.43
Bank of Baroda	-	140,230.72
Kotak Mahindra Bank	-	44,483.00
	<b>69,818,984.94</b>	<b>41,550,602.15</b>
<b>TRADE PAYABLE</b>		
		<b>NOTE 5</b>
Sundry Creditors (List - C)	180,152,283.14	194,085,636.75
	<b>180,152,283.14</b>	<b>194,085,636.75</b>

*[Handwritten Signature]*



*[Handwritten Signature]*

**SERVOKON SYSTEMS LTD.**  
NOTES FORMING PART OF FINANCIAL STATEMENTS

	AMOUNT AS AT 31.03.2023 (Rs.)	AMOUNT AS AT 31.03.22 (Rs.)
<b>OTHER CURRENT LIABILITIES</b>		
<u>Delhi</u>		<u>NOTE 6</u>
Audit Fees Payable	255,000.00	225,000.00
Electricity Expenses Payable	60,116.00	-
ESI Payable	4,235.00	4,156.00
PF Payable	470,177.00	186,265.00
Salary & Wages Payable	1,300,527.00	715,290.00
TDS Payable	283,410.00	779,459.00
Telephone Expenses Payable	31,319.36	-
GST Payable	117,828.00	-
GST reverse payable	-	49,178.83
Provision For Tax	14,338,445.00	5,869,189.00
Gratuity Payable	11,554,729.00	7,199,474.00
Kamruddin	1,353,613.32	253,015.64
Fatima Begum	908,708.00	597,000.00
Zakir Hussain	4,863,512.66	1,321,322.16
Radhika Khullar	288,878.00	-
Asif Khan	-	134,577.30
Anam Siddique	-	58,200.00
Advance From Customers (List -B)	796,307.92	329,703.20
<u>Ghaziabad</u>		
ESI Payable	93,439.00	63,378.00
Electricity Expenses Payable	445,309.00	-
PF Payable	534,726.00	288,270.00
Salary & Wages Payable	4,786,746.00	2,989,911.00
TDS Payable	519,410.00	361,238.78
TCS Payable	129,698.00	134,034.00
Asif Khan	742,751.82	172,110.00
CGST PLA Payable	2,053,710.00	471,399.00
SGST PLA Payable	2,053,711.00	471,399.00
IGST PLA Payable	242,974.00	2,108,306.00
Anil Kushwaha	-	53,100.00
Zakir Hussain	85,879.73	1,306,740.04
Mohd. Akram	443,210.00	66,807.00
Mohd. Sadiq	208,789.00	250,765.00
Fatima Begum	43,212.40	978,115.00
Kamruddin (Card)	80,804.20	-
Manzoor Alam (Card)	18,154.41	-
Advance From Customers (List -B)	76,564,236.13	38,960,498.17
	<u>125,673,566.95</u>	<u>66,397,901.12</u>
<b>TRADE RECEIVABLES</b>		
		<u>NOTE 8</u>
-exceeding six months(List - A)	51,704,064.44	44,336,572.47
-other (List - A)	119,666,546.47	63,653,437.00
	<u>171,370,610.91</u>	<u>107,990,009.47</u>
<b>CASH AND CASH EQUIVALENTS</b>		
		<u>NOTE 9</u>
-Balance with Banks		
HDFC Bank	483,820.11	483,820.11
Yes Bank Ltd. (A/c No. 046663400000043)	1,097,211.00	425,000.00
Yes Bank Ltd.	-	837,205.00
Deutsche Bank	372.52	12,890.96
Yes Bank Ltd.(013)	-	99,646.00
PayTM	13,114.72	-
Bank of Baroda	1,546,555.89	-
Kotak Mahindra Bank	298,052.00	1,842,588.00
Kotak Mahindra Bank	100,000.00	-
Cash In Hand	295,158.91	1,994,704.11
	<u>3,834,285.15</u>	<u>5,695,854.18</u>

*[Handwritten Signature]*



*[Handwritten Signature]*



SERVOKON SYSTEMS LTD.  
C-13, RADHU PALACE ROAD, LAXMI NAGAR, DELHI - 110092

NOTES OF FIXED ASSETS AS ON 31.03.2023

NOTE 2

Sl. No.	DESCRIPTION OF FIXED ASSETS	GROSS BLOCK				DEPRECIATION		NET BLOCK		
		AS AT 01.04.2022	ADDITIONS	SALE	AS AT 31.03.2023	UPTO 31.3.2022	FOR THE YEAR ENDED 31.3.2022	UPTO 31.03.2023	W.D.V. AS ON 31.03.2023	W.D.V. AS ON 31.3.2022
1	Land (Noida)	3,820,932.00	-	-	3,820,932.00	-	-	1,756,291.00	3,820,932.00	3,820,932.00
2	Building (Noida)	3,475,093.00	-	-	3,475,093.00	1,662,182.00	94,109.00	-	1,718,802.00	1,812,911.00
3	Property -Kampur	8,562,410.00	-	-	8,562,410.00	208,560.00	45,987.00	254,547.00	8,562,410.00	8,562,410.00
4	Building (Kampur)	1,152,745.00	-	-	1,152,745.00	-	-	-	898,198.00	944,195.00
5	Land (Yamuna Expresswa	29,827,439.44	16,081,485.00	-	45,908,924.44	-	-	-	45,908,924.44	29,827,439.44
6	Cycle	44,348.28	-	-	44,348.28	-	-	30,668.00	13,680.28	18,185.28
7	EPABX	11,550.00	-	-	11,550.00	26,163.00	4,505.00	10,972.00	578.00	578.00
8	Fax Machine	28,245.00	-	-	28,245.00	10,972.00	-	10,972.00	1,412.00	1,412.00
9	Fire Extinguishers	136,954.00	-	-	136,954.00	26,833.00	-	26,833.00	1,412.00	1,412.00
10	Coffee Machine	44,110.00	4,070.00	-	44,110.00	130,106.00	1,547.00	131,653.00	9,371.00	6,848.00
11	Tapping Machine	26,000.00	-	-	26,000.00	39,601.00	826.00	40,427.00	3,683.00	4,509.00
12	Water Cooler	12,030.00	-	-	12,030.00	24,700.00	-	24,700.00	1,300.00	1,300.00
13	Mobile Phone	1,719,707.91	1,266,001.80	-	2,985,709.71	872,455.00	592,956.00	1,465,411.00	602.00	602.00
14	Fridge	118,189.32	-	-	118,189.32	46,752.00	11,014.00	57,766.00	60,423.32	71,437.32
15	Air Conditioners	973,266.62	54,413.28	-	1,027,679.90	784,056.00	92,890.00	876,946.00	150,733.90	189,210.62
16	Printer	190,660.19	37,627.13	-	228,287.32	160,733.00	25,545.00	186,278.00	42,099.32	28,927.19
17	Furniture & Fixtures	227,508.83	56,779.60	-	284,288.43	77,689.00	45,103.00	122,792.00	161,496.43	149,819.83
18	Motor Car	18,562,711.42	1,661,840.00	-	20,224,551.42	11,533,680.00	2,300,017.00	13,833,697.00	6,390,854.42	7,029,031.42
19	Tempo	3,980,643.69	-	-	3,980,643.69	3,650,481.00	91,170.00	3,741,651.00	238,992.69	330,162.69
20	Motor Cycle	1,624,964.24	94,041.00	-	1,719,005.24	1,086,991.00	157,172.00	1,244,163.00	474,842.24	537,973.24
21	Scooter	142,744.00	105,000.00	-	247,744.00	135,606.00	20,330.00	155,936.00	91,808.00	7,138.00
22	Computer System	1,630,018.63	524,623.07	-	2,154,641.70	1,396,142.00	269,109.00	1,665,251.00	489,390.70	233,876.63
23	Vehicle (Chota Haih)	837,590.00	-	-	837,590.00	723,515.00	-	723,515.00	114,075.00	114,075.00
24	Television	149,416.25	-	-	149,416.25	80,262.00	17,325.00	97,587.00	51,829.25	69,154.25
25	Testing Machine	17,325.00	-	-	17,325.00	16,459.00	-	16,459.00	866.00	866.00
26	Network Booster	11,000.00	-	-	11,000.00	10,450.00	-	10,450.00	550.00	550.00
27	CCTV Camera	264,828.79	92,491.18	-	357,319.97	36,714.00	132,218.00	168,932.00	188,387.97	228,114.79
28	Kent RO	41,949.15	-	-	41,949.15	10,292.00	5,675.00	15,967.00	25,982.15	31,657.15
29	Water Dispensar	6,271.19	-	-	6,271.19	4,167.00	-	4,167.00	2,104.19	2,104.19
30	Office Equipment	81,487.48	-	-	81,487.48	9,638.00	12,858.00	22,496.00	58,991.48	71,849.48
31	SAP Software	575,878.40	-	-	575,878.40	231,928.00	123,125.00	355,053.00	220,825.40	343,950.40
32	Eicher Commercial	-	1,690,606.00	-	1,690,606.00	-	135,991.00	135,991.00	1,554,615.00	-
33	Fan	-	7,838.99	-	7,838.99	-	2,998.00	2,998.00	54,066.44	-
34	LED TV	-	57,023.44	-	57,023.44	-	4,029.00	4,029.00	14,721.00	-
35	Motor Pump	-	18,750.00	-	18,750.00	-	-	-	-	-
Total		78,298,017.83	21,752,590.49	-	100,050,608.32	23,008,555.00	4,189,056.00	27,197,611.00	72,852,997.32	55,289,462.83

*MD. Javed*

*MD. Javed*



Sl No	DESCRIPTION OF FIXED ASSETS	GROSS BLOCK				DEPRECIATION				NET BLOCK			
		AS AT 01.04.2022	ADDITIONS	SALE	AS AT 31.03.2023	UPTO 31.3.2022	FOR THE DUSTED WITH YEAR LINED EARNING	ADJUSTMENT	UPTO 31.03.2023	W.D.V AS ON 31.03.2023	W.D.V AS ON 31.3.2022	W.D.V AS ON 31.3.2023	
1	Land	4,182,000.00	-	-	4,182,000.00	-	-	-	-	4,182,000.00	4,182,000.00	-	
2	Land (New)	8,605,000.00	-	-	8,605,000.00	-	-	-	-	8,605,000.00	8,605,000.00	-	
3	Building	26,970,910.00	3,529,050.48	-	30,499,960.48	6,965,218.00	3,581,823.00	-	7,940,427.00	22,559,533.48	20,005,692.00	-	
4	Pre-fabricated Structure	-	5,695,630.00	-	5,695,630.00	-	-	-	-	5,695,630.00	5,695,630.00	-	
5	Land (New)	2,946,425.00	-	-	2,946,425.00	-	-	-	-	2,946,425.00	2,946,425.00	-	
6	Guest House	15,022,486.77	-	-	15,022,486.77	944,508.00	685,697.00	-	1,630,205.00	13,392,281.77	14,077,978.77	-	
7	Office Equipment	360,024.31	-	-	360,024.31	298,318.00	19,180.00	-	317,498.00	42,526.31	61,706.31	-	
8	Air Conditioner	403,627.80	-	-	403,627.80	127,411.00	37,155.00	-	164,566.00	239,058.80	44,576.15	-	
9	Air Conditioner(Branch)	33,811.00	231,640.65	-	33,811.00	31,884.00	236.00	-	32,120.00	1,691.00	1,921.00	-	
10	Office Fan	64,410.00	-	-	64,410.00	61,189.00	-	-	61,189.00	3,221.00	3,221.00	-	
11	Weighing Scale	24,990.00	-	-	24,990.00	23,740.00	-	-	23,740.00	1,250.00	1,250.00	-	
12	Plant & Machinery	3,153,318.00	8,073,799.28	-	11,227,117.28	2,187,669.00	608,852.00	-	2,796,521.00	8,430,596.28	965,649.00	-	
13	Motor Car	13,202,559.93	-	-	13,202,559.93	2,044,588.00	3,020,663.00	-	5,065,251.00	8,137,308.93	11,157,971.93	-	
14	Generator	500,000.00	-	-	500,000.00	281,946.00	39,515.00	-	321,461.00	178,539.00	218,054.00	-	
15	Laptop	58,083.92	101,610.20	-	159,694.12	55,180.00	35,340.00	-	90,520.00	69,174.12	2,903.92	-	
16	Welding Machine	362,000.00	479,000.00	-	841,000.00	137,442.00	54,062.00	-	191,504.00	649,496.00	224,558.00	-	
17	Furniture & Fixture	183,784.77	-	-	183,784.77	32,358.00	39,330.00	-	71,688.00	112,096.77	151,426.77	-	
18	Mobile	189,264.81	-	-	189,264.81	49,906.00	63,486.00	-	113,392.00	75,872.81	139,358.81	-	
19	Lifter	12,500.00	-	-	12,500.00	5,271.00	1,310.00	-	6,881.00	5,919.00	7,229.00	-	
20	Oven	140,000.00	-	-	140,000.00	62,687.00	13,999.00	-	76,686.00	63,314.00	77,313.00	-	
21	Shearing Machine	304,000.00	-	-	304,000.00	119,817.00	33,383.00	-	153,200.00	150,800.00	184,183.00	-	
22	CCTV Camera	238,611.20	-	-	238,611.20	49,906.00	63,486.00	-	113,392.00	125,219.20	199,128.20	-	
23	LED TV	30,625.00	166,428.00	-	405,039.20	39,483.00	118,666.00	-	158,169.00	246,870.20	199,128.20	-	
24	Printer	23,046.87	-	-	23,046.87	567.00	13,720.00	-	14,135.00	16,490.00	30,058.00	-	
25	Truck Tata	1,612,031.19	-	-	1,612,031.19	6,897.00	501,470.00	-	15,196.00	7,850.87	21,570.87	-	
26	Crane	2,700,000.00	950,000.00	-	3,650,000.00	68,298.00	515,824.00	-	584,122.00	3,065,878.00	1,605,134.19	-	
27	Software	4,500,000.00	8,732.91	-	4,508,732.91	1,107,457.00	2,193,515.00	-	3,300,972.00	1,207,760.91	2,631,702.00	-	
28	Motor Cycle	207,638.00	207,638.00	-	207,638.00	17,540.00	17,540.00	-	17,540.00	190,098.00	3,392,543.00	-	
29	Water Cooler	41,101.69	-	-	41,101.69	-	15,379.00	-	15,379.00	25,722.69	-	-	
	Total	85,591,869.92	19,484,631.21	-	105,076,501.13	14,653,310.00	12,598,945.00	-	27,252,255.00	77,824,246.13	70,938,559.92	-	
	Grand Total	163,889,887.75	41,237,221.70	-	205,127,109.45	37,661,865.00	16,788,001.00	-	54,449,866.00	150,677,243.45	126,228,022.75	-	
	Previous Year	128,350,974.65	39,157,452.10	-	163,889,887.75	32,440,249.00	8,659,228.00	-	37,661,865.00	126,228,022.75	95,910,725.65	-	

v



For SERVOKON SYSTEMS LTD.  
 DIRECTOR  
 DIRECTOR

**SERVOKON SYSTEMS LTD.**  
NOTES FORMING PART OF FINANCIAL STATEMENTS

	AMOUNT AS AT 31.03.2023 (Rs.)	AMOUNT AS AT 31.03.22 (Rs.)
<b>OTHER CURRENT ASSETS</b>		<b>NOTE 10</b>
-Unsecured and Considered Good		
Advance for DSIDC Land	1,049,027.96	1,049,027.96
Bank Guarantee (Coal India)	655,107.00	655,107.00
Beaver International India	26,910,000.00	-
Advance Income Tax	7,000,000.00	3,900,000.00
Earnest Money Deposit	949,567.00	430,632.20
FDR with ICICI bank	2,865,391.00	960,984.00
FDR with Bank of Baroda	10,049,413.00	10,049,413.00
FDR With Kotak Mahindra Bank	1,841,064.07	1,730,349.07
Income Tax Refund	57,110.00	57,110.00
Security Deposit	100,336.00	100,336.00
Security (Container)	20,000.00	-
Security with Sales tax	25,000.00	25,000.00
Security With High Court	90,000.00	90,000.00
TDS Receivable	560,007.00	591,235.00
TCS	32,942.00	2,231.00
Avinash Arora	55,000.00	-
M. Ikram & Co	151,100.00	90,600.00
Zeenat Fatima	12,375.00	-
PLA SGST Payable	-	167,543.00
PLA IGST Payable	-	66,610.00
Prepaid Insurance	48,399.00	20,256.00
Abhay Singh	15,000.00	-
Vimal	10,000.00	-
Amit Mishra	20,000.00	-
Land Booking	555,306.00	-
IPAMA	25,000.00	-
Manzoor Alam	3,766.00	-
Advance to Parties (List - D)	-	652,967.06
<b>GHAZIABAD</b>		
Atul Saxena	3,500,000.00	3,500,000.00
Earnest Money Deposit (Ghz)	537,551.00	1,131,433.00
FDR with Bank of Baroda	2,655,439.58	2,781,461.58
FDR With Yes Bank Ltd	26,000.00	26,000.00
FDR with Desutch Bank	1,202,645.00	595,000.00
Security Deposit (Elecramat)	105,080.00	5,080.00
TDS/TCS Receivable (Ghz)	615,859.33	656,263.68
Prepaid Installation Charges	2,021,000.00	-
Prepaid Insurance	814,555.00	325,286.00
Ankur Gupta	500,000.00	-
Deepak Shrama	25,000.00	-
Saurabh Gupta	5,000.00	-
Zishanul Rehman	100,000.00	-
Apprentice	75,200.00	-
Mohit Saxana	30,000.00	-
Satish	700,000.00	-
Nitanjali	500,000.00	-
Pending IGST	388,416.96	-
Syed Manzar Ali Rizvi	25,459.00	-
Vaibhav	20,000.00	-
Varun Bansal	20,217.00	-
Kamruddin	-	36,787.00
GST (Blocked)	-	614,495.00
GST (Unclaimed)	-	2,197,522.50
GST Panelity	106,416.00	-
Vishwanath Choudhary & Sons	15,000,000.00	10,000,000.00
TDS (GST)	74,102.98	-
Zakir Hussain	190,000.00	-
Advance to Party (ghz)(List-D)	8,495,861.80	8,723,290.73
<b>Kanpur</b>		
CGST PLA Receivable	259,027.00	7,606.19
SGST PLA Receivable	558,414.00	44,416.19
IGST PLA Receivable	217.00	30.00

*Signature*



*Signature*

**SERVOKON SYSTEMS LTD.**  
**NOTES FORMING PART OF FINANCIAL STATEMENTS**

	AMOUNT AS AT 31.03.2023 (Rs.)	AMOUNT AS AT 31.03.22 (Rs.)
<b>JAMMU &amp; KASHMIR</b>		
CGST PLA Receivable	88,006 00	66,512 00
SGST PLA Receivable	88,006 00	66,512 00
IGST PLA Receivable	432,631 00	328,117 00
<b>PUNJAB</b>		
CGST PLA Receivable	14,879 00	-
SGST PLA Receivable	14,879 00	-
IGST PLA Receivable	1,232,133 00	-
<b>BIHAR</b>		
CGST PLA Receivable	10,513 00	-
SGST PLA Receivable	10,513 00	-
IGST PLA Receivable	1,262,531 00	-
	<b>94,806,563.68</b>	<b>51,765,213.16</b>



FOR SERVOKON SYSTEMS LTD.

DIRECTOR

DIRECTOR

PROFIT AND LOSS STATEMENT FOR THE YEAR ENDED 31st March, 2023

Particulars	Note No	Figures as at the end of current reporting period (i.e. 31.03.2023)	Figures as at the end of previous reporting period (i.e. 31.03.2022)
I. Revenue from operations	11	1,386,720,974.79	865,918,049.74
II. Other Income	12	10,910,131.65	8,649,357.86
<b>III. Total Revenue (I +II)</b>		<b>1,397,631,106.44</b>	<b>874,567,407.60</b>
IV Expenses:			
Cost of Materials Consumed	13	1,148,454,093.17	725,174,655.35
Purchase of Stock-in-Trade		-	-
Changes in inventories of finished goods, work-in-progress and Stock-in-Trade		-	-
Employee benefit expense	14	51,758,320.69	35,369,343.00
Financial costs	15	23,262,843.31	19,853,988.51
Depreciation and amortization expense	7	16,788,001.00	8,659,228.00
Other expenses	16	111,307,595.54	63,378,941.97
<b>IV. Total Expenses</b>		<b>1,351,570,853.71</b>	<b>852,436,156.83</b>
V. Profit before exceptional and extraordinary items and tax (III-IV)		46,060,252.73	22,131,250.77
VI. Exceptional Items		-	-
VII. Profit before extraordinary items and tax (V - VI)		46,060,252.73	22,131,250.77
VIII. Extraordinary Items		-	-
IX Profit before tax (VII - VIII)		46,060,252.73	22,131,250.77
X. Tax expense:			
(1) Current tax		14,338,445.00	5,869,189.00
(2) Deferred tax		(637,096.00)	98,236.00
XI. Profit(Loss) from the period from continuing operations (IX-X)		32,358,903.73	16,163,825.77
XII. Profit/(Loss) from discontinuing operations		-	-
XIII. Tax expense of discounting operations		-	-
XIV. Profit/(Loss) from Discontinuing operations (XII - XIII)		-	-
XV. Profit/(Loss) for the period (XI + XIV)		32,358,903.73	16,163,825.77
XVI. Earning per equity share			
(1) Basic		179.08	89.45
(2) Diluted		179.08	89.45

As per our report of even date attached  
For NEERAJ SATISH AND ASSOCIATES  
CHARTERED ACCOUNTANTS

NEERAJ GOYAL  
(Partner)  
UDIN - 23078746BGBYBXT7928  
Place : Ghaziabad  
Date : 1st Sep , 2023

FOR SERVOKON SYSTEMS LTD

DIRECTOR

DIRECTOR

**SERVOKON SYSTEMS LTD.**

**NOTES FORMING PART OF FINANCIAL STATEMENTS**

	AMOUNT AS AT 31.03.2023 (Rs.)	AMOUNT AS AT 31.03.22 (Rs.)
<b><u>REVENUE FROM OPERATIONS</u></b>		
		<b>NOTE 11</b>
Sales	1,382,279,533.17	860,070,089.93
Service Charges Received	4,441,441.62	5,847,959.81
<b>TOTAL</b>	<b><u>1,386,720,974.79</u></b>	<b><u>865,918,049.74</u></b>
<b><u>OTHER INCOME</u></b>		
		<b>NOTE 12</b>
Interest Received	956,482.00	777,015.00
Rent Receipts	5,232,300.00	5,524,425.00
Rent (UPS)	114,000.00	228,000.00
Freight Charges Received	1,132,045.87	1,707,696.61
Installation Receipts	2,284,532.35	154,231.00
Duty Draw Back	967,468.00	170,853.00
Other Income	189,921.74	16,828.25
Profit on sale of Car	-	70,309.00
Packing & Forwarding	33,381.69	-
<b>TOTAL</b>	<b><u>10,910,131.65</u></b>	<b><u>8,649,357.86</u></b>
<b><u>COST OF MATERIAL CONSUMED</u></b>		
		<b>NOTE 13</b>
Opening Stock	264,762,402.75	260,770,727.77
Add : Purchases	<u>1,135,558,998.89</u>	<u>705,919,240.42</u>
	1,400,321,401.64	966,689,968.19
Less : Closing Stock	<u>303,200,321.57</u>	<u>264,762,402.75</u>
<b>TOTAL (A)</b>	<b><u>1,097,121,080.07</u></b>	<b><u>701,927,565.44</u></b>
<b><u>MANUFACTURING EXPENSES</u></b>		
Electricity Expenses	5,423,242.00	3,315,961.00
Freight & Cartage	52,957.69	84,980.91
Factory Expenses	10,385.00	901,520.00
Custom Duty	1,562,602.81	289,847.50
Consumable Store	409,738.00	98,847.00
Generator Expenses	334,550.00	488,520.00
Labour Charges	77,650.00	329,075.00
Packing Material	10,448,554.60	4,995,357.50
Wages	<u>33,013,333.00</u>	<u>12,742,981.00</u>
<b>TOTAL (B)</b>	<b><u>51,333,013.10</u></b>	<b><u>23,247,089.91</u></b>
<b>Grand Total (A+B)</b>	<b><u>1,148,454,093.17</u></b>	<b><u>725,174,655.35</u></b>

FOR SERVOKON SYSTEMS LTD.





DIRECTOR



DIRECTOR

**SERVOKON SYSTEMS LTD.**

**NOTES FORMING PART OF FINANCIAL STATEMENTS**

	AMOUNT AS AT 31.03.2023 (Rs.)	AMOUNT AS AT 31.03.22 (Rs.)
<b><u>EMPLOYEE BENEFITS</u></b>		<b><u>NOTE 14</u></b>
Salaries & Wages	45,368,614.69	28,960,807.00
Director Remuneration	6,000,000.00	6,000,000.00
Staff Welfare	389,706.00	408,536.00
<b>TOTAL</b>	<b><u>51,758,320.69</u></b>	<b><u>35,369,343.00</u></b>
<b><u>FINANCING CHARGES</u></b>		<b><u>NOTE 15</u></b>
Bank Charges	1,642,433.43	744,088.97
Bank Interest	7,622,465.49	2,385,115.10
Interest On Loan	1,817,803.00	855,041.00
Interest on Business Loan	3,862,630.29	5,441,398.85
Interest on Car Loan	1,306,311.10	1,044,813.79
Interest on Deutsche Loan	5,782,530.00	5,983,303.08
Interest on IDFC Loan	268,055.00	3,372,777.72
Interest on TDS	103,636.00	27,450.00
Interest on HDFC Loan	856,979.00	-
<b>TOTAL</b>	<b><u>23,262,843.31</u></b>	<b><u>19,853,988.51</u></b>
<b><u>OTHER EXPENSES</u></b>		<b><u>NOTE 16</u></b>
Audit Fee	30,000.00	75,000.00
Rent	145,000.00	312,000.00
Misc Expenses (As Per Schedule A)	111,132,595.54	62,991,941.97
<b>TOTAL</b>	<b><u>111,307,595.54</u></b>	<b><u>63,378,941.97</u></b>
<b><u>MISC EXPENSES</u></b>		<b><u>Schedule A</u></b>
Additional Demand of VAT	2,331,806.00	807,567.00
Air Freight Expenses	-	491,198.00
Advertisement Expenses	55,930,634.70	24,846,717.40
Business Promotion	5,807,800.02	431,114.05
Conveyance Expenses	35,371.00	90,053.00
Computer Repair & Maintenance	37,513.59	150,408.92
Commission	4,455,920.37	3,626,120.32
Donation	10,000.00	31,000.00
Electricity Expenses	503,670.24	269,909.24
ESI Demand	2,518.00	-
Freight & Cartage	7,578,505.69	7,421,518.48



Two handwritten signatures in blue ink, one above the other, located to the right of the stamp.

**SERVOKON SYSTEMS LTD.**

**NOTES FORMING PART OF FINANCIAL STATEMENTS**

	AMOUNT AS AT 31.03.2023 (Rs.)	AMOUNT AS AT 31.03.22 (Rs.)
Filing Fees	20,000.00	-
Fees & Taxes	-	26,406.00
Festival Expenses	173,250.00	-
Exhibition Expenses	4,509,565.75	-
Insurance Expenses	1,010,689.42	1,363,625.01
Insurance Expenses (Keyman)	255,626.00	872,500.00
Income Tax Paid	25,860.00	165,304.11
Installation Charges	-	3,100.00
GST Late Fees	200.00	18,720.00
Legal & Professional Charges	1,616,725.00	2,236,000.00
Lease Rent	107,688.00	38,536.00
Misc. Expenses	42,290.67	10,780.19
Motor Cycle/Scooter Exp	420,148.60	-
Membership & Subscription	386,330.00	80,310.00
Office Expenses	489,710.31	904,129.23
PF Demand	-	21,198.00
Printing & Stationery	1,598,702.20	343,663.00
Postage & Telegram Expenses	235,897.35	522,903.24
Property Tax	140,761.00	400,000.00
Repair & Maintenance	243,106.69	1,321,447.92
Rebate & Discount	65,690.96	817,778.16
Service Charges Paid	2,177,923.00	574,926.97
Software Expenses	314,994.06	-
Security Expenses	953,287.29	255,920.00
SAP Implementation Expenses	-	638,344.00
Tempo Expenses	3,977,593.74	1,823,047.79
Telephone Expenses	1,015,310.02	776,578.77
Tender Fees	619,647.78	86,218.00
Testing Fees	2,000,763.00	805,467.00
Travelling Expenses	10,774,533.93	5,922,107.69
TDS Demand	122,910.00	-
Vehicle Maintenance	883,550.28	1,481,666.80
Warranty Charges	1,144.07	-
Inspection charges	254,956.81	3,315,657.68
	<u>111,132,595.54</u>	<u>62,991,941.97</u>

FOR SERVOKON SYSTEMS LTD.



*[Signature]*  
DIRECTOR

*[Signature]*  
DIRECTOR



**SERVOKON SYSTEMS LTD.**

**Details of Sundry Debtors As On 31.03.2023**

**LIST - A**

S.No.	Name of Customer	Exceeding Six Months	Others	Total
1	ABHINAV HOSPITALITY & INFRASTRUTURE PVT LTD	120,950.00	-	120,950.00
2	Acquisory Consulting LLP	5,900.00	-	5,900.00
3	ACTION CONSTRUCTION EQUIPMENT LTD	-	17,110.00	17,110.00
4	ADARSH MARKETING	-	26,550.00	26,550.00
5	ADDITIONAL DIRECTOR GENERAL ( 2016-17)	96,818.00	-	96,818.00
6	AKSHAY MECHOTRONICS (INDIA)	17,700.00	-	17,700.00
7	AKSHAY TRIPATHI	-	11,800.00	11,800.00
8	Allied Engineering Works Pvt Ltd	8,850.00	-	8,850.00
9	Amazon Seller Services Pvt Ltd (Delhi)	53,800.00	-	53,800.00
10	AMAZON TRANSPORTATION SERVICES PVT LTD	35,990.00	-	35,990.00
11	AMBERPR TECHNOLPLAST INDIA PVT LTD	1,350.00	14,750.00	16,100.00
12	AMPTEK BATTERIES PRIVATE LIMITED	2,950.00	-	2,950.00
13	Anand Cutting Profiles Pvt Ltd	3,068.00	-	3,068.00
14	ANSHUL BANSAL	11,918.00	-	11,918.00
16	BAJAJ PRIME FUELS	-	24,780.00	24,780.00
17	Bank of Baroda	11,148.00	-	11,148.00
18	Bank of Baroda	-	29,500.00	29,500.00
19	BAREILLY MEDICINE MART	-	9,440.00	9,440.00
21	BELGEE DIAMONDS PRIVATE LIMITED	4,720.00	-	4,720.00
22	BES ENGINEERING SOLUTION	-	8,142.00	8,142.00
23	BHALLA TECHTRAN INDUSTRIES LTD	2,360.00	-	2,360.00
24	BHANU BIOTECH PVT LTD	2,869.00	-	2,869.00
25	BHARAT FORGE LTD	-	3,540.00	3,540.00
26	BRIGHT BROTHERS LTD	-	9,440.00	9,440.00
27	Cantabil Retail India Ltd	-	4,720.00	4,720.00
28	CHANAKYA MISTHAN BHANDAR	-	15,340.00	15,340.00
29	COLLEGE PARK HEALTHCARE INDIA PVT LTD	2,596.00	-	2,596.00
30	CONSOLIDATED CONSTRUCTION CONSORTIUM LTD	4,720.00	-	4,720.00
31	DEHRADUN E NET SOLUTIONS PVT LTD	-	13,570.00	13,570.00
32	DEV BHOOMI ENTERPRISES	10,030.00	-	10,030.00
33	DHANPAT RAI PUBLICATIONS PVT LTD	-	2,124.00	2,124.00
34	DHL SUPPLY CHAIN INDIA PVT LTD (D)	-	29,854.00	29,854.00
35	DIGHARD ELECTRICALS	11,800.00	-	11,800.00
36	DIGITAL WEB SOLUTIONS PVT LTD	2,360.00	-	2,360.00
37	DINESH DIWEDI	7,670.00	-	7,670.00
38	DIOS IMPEX PVT LTD	7,670.00	-	7,670.00
39	DR DINESH MADAN	9,440.00	-	9,440.00
40	Dr Rajeev Bansal	-	8,260.00	8,260.00
41	Dr Rashmi Jaiswal	-	8,850.00	8,850.00
42	Drupe Foods India Pvt Ltd	2,700.00	-	2,700.00
44	EEPWD	2,950.00	-	2,950.00
45	Electrical Solutions	-	14,160.00	14,160.00
48	Excelsior Food & Co	7,080.00	-	7,080.00
49	FEDEX EXPRESS TRANSPORTATION & SUPPLY CHAIN	8,260.00	-	8,260.00
50	FITVILLA FITNESS CENTRE PVT LTD	8,850.00	-	8,850.00
51	FUSION POWER SYSTEMS	-	9,440.00	9,440.00
52	GAYATRI CONSTRUCTION MACHINERY	-	4,130.00	4,130.00
53	GBL Convent School	6,490.00	-	6,490.00
54	GEEKEN SEATING COLLECTION PVT LTD	22,320.00	-	22,320.00
56	GOEL LIGHTING	87,664.00	-	87,664.00
58	GOVERNMENT MEDICAL COLLEGE DODA	3,540.00	-	3,540.00
61	HERAEUS TECHNOLOGIES INDIA PVT LTD	-	2,478.00	2,478.00
62	Hindustan Traders	-	3,776.00	3,776.00
63	HOTEL AVIRAL GANGA	-	26,550.00	26,550.00
64	HOTEL CASPIA PRO	-	170.00	170.00
65	HPMC LTD (HP)	-	55,460.00	55,460.00
67	I CONTROLS & SYSTEMS	2,000.00	-	2,000.00
68	Indian Handicraft And Textile Syndicate	-	2,915.00	2,915.00
69	Indian Oil Corporation (COIS)	4,640.00	-	4,640.00
70	INDUSTRIAL POWER PRODUCTS	177,000.00	-	177,000.00
71	INOVIEA VENTURES PVT LTD	10,620.00	-	10,620.00
72	Intelenergi Global (P) Ltd	10,266.00	-	10,266.00
73	ISGEC HEAVY ENGG LTD	-	137,878.48	137,878.48
74	ISGEC HEAVY ENGINEERING LTD	-	28,320.00	28,320.00
75	ISGEC SFW BOILERS PVT LTD	-	85,280.00	85,280.00
76	ITOSS SOLUTIONS (I) PVT LTD	7,670.00	-	7,670.00
77	JAIPRAKASH ASSOCIATES LTD	3,540.00	-	3,540.00

*[Handwritten Signature]*



*[Handwritten Signature]*

**SERVOKON SYSTEMS LTD.**

78	JAKHAR & CO			
79	Kanhaiya Service Station		41,300.00	41,300.00
80	KANWAL FOODS & BEVERAGES	7,100.00	-	7,100.00
81	KARAN ASHOK CARS PVT LTD		5,636.00	5,636.00
82	K B CONTRACTORS PVT LTD	5,900.00	-	5,900.00
83	KENT INDUSTRIES	1,394,000.00	-	1,394,000.00
84	KEPTRON ELECTRONICS	4,130.00	-	4,130.00
85	KESAR ENTERPRISES LTD	37,760.00	-	37,760.00
86	KN Entelprises	-	5,782.00	5,782.00
87	KRISHNA ASSOCIATES	-	7,670.00	7,670.00
88	K S M G DIGITAL SOLUTION	-	29,400.00	29,400.00
89	KSP INC	-	6,490.00	6,490.00
90	LAL OIL & GENERAL MILLS PVT LTD	30,090.00	-	30,090.00
91	Landmark Crafts Pvt Ltd	2,360.00	1,416.00	3,776.00
92	LARSEN & TOUBRO LTD CONSTRUCTION GORAKHPUR	-	7,670.00	7,670.00
93	LARSON & TOUBRO LTD	451,350.00	-	451,350.00
94	MANGLA TUBES PVT LTD (Uk)	2,250,561.00	-	2,250,561.00
95	MEPRO TECHNOLOGY INDIA CO PVT LTD	-	5,900.00	5,900.00
96	MICROTEK INTERNATIONAL PVT LTD	1,770.00	-	1,770.00
97	MICROTEK INTERNATIONAL PVT LTD (HP)	78,290.00	-	78,290.00
98	MICROTEK INTERNATIONAL PVT LTD (SOLAN)	19,470.00	-	19,470.00
99	MUHAVRA ENTERPRISES PVT LTD	22,420.00	-	22,420.00
100	NACHIKETA TECHNOLOGY	9,440.00	-	9,440.00
101	NATASHA AUTOMOBILE PVT LTD (HALDWANI)	5,310.00	-	5,310.00
102	National Transformer India	-	2,360.00	2,360.00
103	NEELAM	5,428.00	-	5,428.00
104	NETWAY INTERNET PRIVATE LIMITED	-	40,000.00	40,000.00
105	NITIN KUMAR SHARMA	-	12,390.00	12,390.00
106	OFFICE OF DIG CRPF	1,304.00	-	1,304.00
107	OPM BAJAJ	-	7,670.00	7,670.00
108	Paam Infomatics	2,596.00	-	2,596.00
109	Pathkind Diagnostics (P) Ltd. (ALLAHBAD)	4,484.00	-	4,484.00
110	Perfect Power	-	14,160.00	14,160.00
111	PMI COACHES PRIVATE LIMITED	-	59,000.00	59,000.00
112	PMMVY CELL	-	9,280.00	9,280.00
113	QUALITY NEED AUTOMOTIVES PVT LTD (UNIT 2)	2,360.00	-	2,360.00
114	Radhika Modern Saree Showroom	1,770.00	2,360.00	4,130.00
115	RANA MATERIAL HANDLING EQUIPMENTS PVT LTD	24,780.00	-	24,780.00
116	Redical Minds Technologies Pvt Ltd	-	3,068.00	3,068.00
117	Royal Ivory Dental and Tcc	3,540.00	-	3,540.00
118	RS INFRAPROJECTS PVT LTD (UP)	-	4,720.00	4,720.00
119	R V SOLUTION PVT LTD	-	28,420.00	28,420.00
120	SAB INTERNATIONAL	-	37,120.00	37,120.00
121	SAMPOORNA FEEDS PVT LTD	2,950.00	-	2,950.00
122	Saroj Medical Institute	-	2,360.00	2,360.00
123	Savi Leathers	-	8,850.00	8,850.00
124	SDE ELECTRICAL	-	9,440.00	9,440.00
125	SHIKSHA NIKETAN APARTMENT RWA	2,360.00	-	2,360.00
126	SHOSETSU POLYMERS PRIVATE LIMITED	46,020.00	-	46,020.00
127	SHREE ENTERPRISES	-	2,360.00	2,360.00
128	SHRI SHYAM HAMARA PUMP	-	18,880.00	18,880.00
129	Smam auto mart pvt ltd	-	9,500.00	9,500.00
130	SMART ENERGY SOLUTIONS	-	23,600.00	23,600.00
131	S M CHOPRA & SONS	6,490.00	-	6,490.00
132	SOURCE SOFT SOLUTIONS PVT LTD	4,130.00	-	4,130.00
133	SUNRISE ESTATE MANAGEMENT SERVICES	1,770.00	-	1,770.00
134	SUN SHINE PLASTIC	3,620.00	-	3,620.00
135	Suprabhat Technovations LLP	24,780.00	-	24,780.00
136	Sunnder Lal Sharma	-	34,810.00	34,810.00
137	SURYA KUMAR	2,360.00	-	2,360.00
138	SWAMI VIVEKANAND ARUNODAY VIDYALAY	2,950.00	-	2,950.00
139	SWASTIK TRADERS	8,260.00	-	8,260.00
140	TARA ENTERPRISES	9,440.00	-	9,440.00
141	TATHAGAT JI	-	5,000.00	5,000.00
142	THE COMMANDING OFFICER	-	18,880.00	18,880.00
143	THE PANCHMAHAL DIST. CO OP MILK PRODUCERS UI	-	14,160.00	14,160.00
144	THE VINTAGE HOSPITALITY SERVICES	-	21,240.00	21,240.00
145	TOYO TECHNICAL TRADERS	-	6,490.00	6,490.00
146	UC BAR INFOTECH PVT LTD	189,152.00	-	189,152.00
147	UK INTERIA PVT LTD	2,950.00	-	2,950.00
148	U. K PAINTS (INDIA) PVT LTD	6,490.00	-	6,490.00
149	UTTRAKHAND JAIV PRAUDYOGIKI PARISHAD	-	22,184.00	22,184.00
150	VC Tiwari	9,204.00	-	9,204.00
151	VIJAY ANAND AND ASSOCIATES	1,180.00	8,378.00	9,558.00
152	VINOD TYRE & CAR ACCESSORIES	6,490.00	-	6,490.00
153	VR1 CORPCARE PVT LTD	-	22,420.00	22,420.00
154	WINGS AND NEST	1,770.00	-	1,770.00
155	WRAPWELL PACKAGING PVT LTD	-	7,080.00	7,080.00
156	XLP ENGINEERS PVT LTD	2,950.00	-	2,950.00
157	ZILA SAHKARI BANK LTD	7,670.00	8,260.00	15,930.00
		27,140.00	-	27,140.00
<b>TOTAL</b>		<b>5,538,606.00</b>	<b>1,184,031.48</b>	<b>6,722,637.48</b>

*[Handwritten signature]*



*[Handwritten signature]*

**SERVOKON SYSTEMS LTD.**

GHAZIABAD

S.No.	Name of Customer	Exceeding Six Months	Others	Total
1	Belectriq Mobility Pvt Ltd	-	96,288.00	96,288.00
2	Aakash Darshan Electronic	-	140,315.41	140,315.41
3	Aashirwad Electronics	19,649.00	-	19,649.00
4	AASTHA ELECTRONICS	-	16,301.00	16,301.00
5	ABCI INFRASTRUCTURES PRIVATE LIMITED WB	-	802,400.00	802,400.00
6	ABCI INFRATRUCTURES PVT LTD(J&K)	725,700.00	-	725,700.00
7	Abdullah & Sons	-	230,398.86	230,398.86
8	ABHIMAN ENTERPRISES	135,460.00	-	135,460.00
9	ABHINAV ADVERTISING AGENCY PVT LTD	482,620.00	397,690.00	880,310.00
10	Abhinav Exotic Resorts Pvt. Ltd.	534,776.00	-	534,776.00
11	ABHISHEK TRADERS	145,871.39	-	145,871.39
12	ACE INSTRUMENTS DELHI	-	25,960.00	25,960.00
13	ACME CLEANTECH SOLUTIONS PRIVATE LIMITED	-	36,580.00	36,580.00
14	ADARSH ENTERPRISES	-	158,668.80	158,668.80
15	AGGARWAL ELECTRIC COMPANY	-	415,143.00	415,143.00
16	AGM SALES CORPORATION	84,001.00	-	84,001.00
17	Aijaz	88,500.00	-	88,500.00
18	AIR COOLING SYSTEM	6,318.00	-	6,318.00
19	Aishwarya Attrey	78,750.00	-	78,750.00
20	AJAY ELECTRONICS (AURIYA)	17,986.57	-	17,986.57
21	AKASH DEEP ELECTRONICS	162,146.10	-	162,146.10
22	ALKA AUTO ASSOCIATES	-	2,330,956.80	2,330,956.80
23	ALLIED COMMUNICATIONS PVT LTD	-	2,950.00	2,950.00
24	AL MAX FOODS PVT LTD	-	82,600.00	82,600.00
25	Al Samad Hospital	28,800.00	-	28,800.00
26	AMAN & CO.	1,733,200.00	590,000.00	2,323,200.00
27	AMAZE ENTERPRISES	-	334,048.00	334,048.00
28	AMBEY MACHINERY COMPANY (HARDOI)	-	148,761.00	148,761.00
29	Amyzstar Inc.	-	5,399.00	5,399.00
30	ANAND AGENCIES	16,666.00	-	16,666.00
31	ANGAD TRADING COMPANY	-	1,831,036.88	1,831,036.88
32	ANIL ELECTRICALS ( KANPUR)	15,733.02	-	15,733.02
33	ANIL ENTERPRISES	7,362.00	-	7,362.00
34	ANIS AHMAD BURNEY	-	1,158,920.00	1,158,920.00
35	Anshika Trading Company	-	1,333,792.00	1,333,792.00
36	ANUCOOL AIRCON	-	607,768.48	607,768.48
37	A ONE POWER CENTER	-	628,939.00	628,939.00
38	Arora Enterprises	-	97,501.00	97,501.00
39	ARORA POWER SYSTEM	49,405.17	-	49,405.17
40	ARUN ENTERPRISES PVT LTD	20,531.00	-	20,531.00
41	ARYABHATTA RESEARCH INSTITUTE OF OBSERVATIC	223,009.00	-	223,009.00
42	ARYAN DISTRIBUTORS	-	1,453,743.40	1,453,743.40
43	ASHIM ENGG WORKS (Lucknow)	-	203,966.00	203,966.00
44	Ashish Agencies	-	3,500.00	3,500.00
45	ASHOO ELECTRONICS	19,402.00	-	19,402.00
46	ASIAN BATTERIES	-	128,816.00	128,816.00
47	Asian Traders	-	792,974.00	792,974.00
48	ASISH KUMAR PATRA	-	9,000.00	9,000.00



**SERVOKON SYSTEMS LTD.**

49	ASSIST EXE ENGINEER PWD (JAMMU)	49,800.00	-	49,800.00
50	Awfis Space Solutions Pvt. Ltd- Gujrat	-	9,107.00	9,107.00
51	AYANNA FARMS	-	178,800.00	178,800.00
52	BABA LOKENATH DISTRIBUTORS	6,601.00	-	6,601.00
53	BAJAJ ELECTRICALS	25,081.00	-	25,081.00
54	BALA JI ENTERPRISES	19,942.00	-	19,942.00
55	Balmer Lawrie & Co Ltd	-	334,170.00	334,170.00
56	Basavraj Yuvraj Karigar	-	6,500.00	6,500.00
57	BATTERY_HOUSE (LAKHIMPUR)	-	318,234.00	318,234.00
58	BECTON DICKINSON INDIA PVT LTD(HARYANA)	137,492.00	-	137,492.00
59	BEGUSARAI POWER SOLUTIONS	23,927.32	-	23,927.32
60	Bhagwat Global University	19,470.00	-	19,470.00
61	BHAGWATI ENGINEERS	-	3,325.73	3,325.73
62	Bharat Coking Coal Limited.	291,414.63	-	291,414.63
63	Bharat Petroleum Corporation Limited (Mh)	-	1,255,450.00	1,255,450.00
64	Bhardwaj Electronics	-	377,285.00	377,285.00
65	BHAWANI ELECTRONIC	10,254.00	-	10,254.00
66	Bihar Medical Services And Infrastructure Corp Ltd	2,760.00	-	2,760.00
67	Brotherhood Food & Beverages	-	313,000.00	313,000.00
68	Cantabil Retail India Ltd (CG)	-	40,120.00	40,120.00
69	CANTABIL RETAIL INDIA LTD UK	-	86,700.00	86,700.00
70	Cement Corporation of India Limited	-	53,843.00	53,843.00
71	CENTRAL ELECTRONICS LTD	-	28,814.00	28,814.00
72	Central Government Ministry of Defence Department HR	149,950.00	-	149,950.00
73	Centric Pvt Ltd	-	1,214,785.28	1,214,785.28
74	Chaitanya Dev Sharma	-	115,000.00	115,000.00
75	CHANDER ELECTRONICS	-	1,661,614.42	1,661,614.42
76	Chief Medical Officer Jyotibaphule Nagar	325,328.00	-	325,328.00
77	CHOUDHARY ELECTRONICS	19,976.28	-	19,976.28
78	Chunni Lal Bhagwan Das and Sons	2,000.00	-	2,000.00
79	Container Corporation Of India Limited	-	872,691.00	872,691.00
80	Council of Scientific & Industrial Research	-	8,220.00	8,220.00
81	Dar Electronics	59,631.00	-	59,631.00
82	DASK POWER	95,816.00	-	95,816.00
83	Deluxe Electronics	-	92,868.00	92,868.00
84	Demeke Bekoye Beyene	-	822,400.00	822,400.00
85	Department Of Defence Indian Army	62,500.00	-	62,500.00
86	DEPARTMENT OF DEFENCE RESEARCH & DEVELOPM	18,400.27	-	18,400.27
87	Department of Military Affairs (Indian Army)	-	48,380.00	48,380.00
88	DEVENDRA PRAKASH CONTRACTOR	27,000.00	-	27,000.00
89	DHANVANTI ENTERPRISES	448,758.00	-	448,758.00
90	DHARAMVEER FURNITURE	-	4,543.00	4,543.00
91	Dilshad Fabricator	-	243,080.00	243,080.00
92	D S ELECTRONICS	45,995.00	-	45,995.00
93	Dson Technology Services	-	43,441.00	43,441.00
94	D TEK ELECTRONICS	78,160.00	-	78,160.00
95	East Coast Railway	-	1,858,455.00	1,858,455.00
96	Eastern Coalfields Limited	89,664.00	-	89,664.00
97	EG TRADERS	178,832.32	-	178,832.32
98	Electrical Engineering Project	-	44,320.00	44,320.00
99	ELECTRICAL RESEARCH & DEVELOPMENT ASSOCIAT	49,963.80	19,661.00	69,624.80
100	ELECTRIC DIVISION BUDGAM	-	135,886.00	135,886.00
101	ELECTRIC MAINTENANCE DIVISION IIND	302,182.00	-	302,182.00



**SERVOKON SYSTEMS LTD.**

102	ELECTROHARD INDUSTRIAL SOLUTIONS	767,127.04	2,113,085.00	2,880,212.04
103	Employees State Insurance Corp	2,651,775.00	-	2,651,775.00
104	ENGINEERS & CONSULTANTS	-	485,278.00	485,278.00
105	EXECUTIVE ENGINEER PHE MECH PROCUREME	304,221.03	-	304,221.03
106	Executive Engineer Mechanical Division North	787,633.20	-	787,633.20
107	EXECUTIVE ENGINEER MECHANICAL HOSPITAL AND	640,431.00	-	640,431.00
108	EXE ENG MECHANICAL HOSPITAL JAMMU	103,919.00	-	103,919.00
109	FAIR BATTERY SERVICE(FATEHPUR)	-	391,587.00	391,587.00
110	Falak Electrical Works	-	531,000.00	531,000.00
111	F M Distributors ( Lakhimpur Kheri)	-	225,000.00	225,000.00
112	FRIENDS ENTERPRISES	-	198,738.88	198,738.88
113	Friends Marketing	-	1,404,998.00	1,404,998.00
114	Future Bath Products Private Limited	-	3,960,327.00	3,960,327.00
115	GAUTAM BUDDHA UNIVERSITY	-	366,578.00	366,578.00
116	GENARAL SALES	16,000.00	-	16,000.00
117	GENIUS ASSOCIATES(ALLAHABAD)	-	130,480.00	130,480.00
118	Gexine Textile Pvt Ltd	88,500.00	-	88,500.00
119	Ghanshyam Shyampur	20,776.00	-	20,776.00
120	Glasstech India	5,529.00	-	5,529.00



**SERVOKON SYSTEMS LTD.**

121	Global Akustik & Power Solutions	-	25,000.00	25,000.00
122	GOEL LIGHTING	42,900.00	-	42,900.00
123	GOLD BRICKS	74,158.00	-	74,158.00
124	G R Infra Project Ltd (UP)	59,920.00	-	59,920.00
125	G R INFRAPROJECTS LIMITED (RJ)	151,120.00	-	151,120.00
126	GR Infra Projects Ltd Megalaya	63,720.00	-	63,720.00
127	GS CONTROL PVT LTD	-	391,620.00	391,620.00
128	GS SALES CORPORATION (LUCKNOW)	-	46,430.00	46,430.00
129	Gulati Electric Company	3,999.00	-	3,999.00
130	GUPTA ELECTRONICS	-	413,985.94	413,985.94
131	Guru Nanak Batteries	-	10,367.00	10,367.00
132	HANUMAN ENTERPRISES	-	17,700.00	17,700.00
133	HARKUT ELECTRONICS	-	4,217.00	4,217.00
134	HARSH ENTERPRISES	38,627.00	-	38,627.00
135	HARSH TRADING COMPANY	-	1,086,166.37	1,086,166.37
136	Haseeb Ur Rehman	-	159,300.00	159,300.00
137	HIND ELECTRONICS	32,768.00	-	32,768.00
138	HINDUSTAN APPLIANCES	-	3,724.00	3,724.00
139	Hindustan Petroleum Corporation Limited	-	69,125.75	69,125.75
140	HINDUSTAN PETROLEUM CORPORATION LIMITED MA	176,826.24	-	176,826.24
141	Hindustan Petroleum Corporation Ltd	99,940.76	-	99,940.76
142	HOMEMADE BAKERS INDIA LTD	-	375,000.00	375,000.00
143	HP Rajyaguru	-	1,480,001.00	1,480,001.00
144	HQ CHIEF ENGINEER P DEEPAK GREFF	23,100.00	-	23,100.00
145	Hussain Cool Center	-	37,152.47	37,152.47
146	IFB INDSUTRIES LTD	10,048.00	-	10,048.00
147	Impression Printing & Packaging Limited	-	4,763,648.00	4,763,648.00
148	Indian Institute of Aeronautics	15,000.00	-	15,000.00
149	Indian Institute of Technology (WB)	16,560.00	-	16,560.00
150	Indian Oil Corporation Limited(Rj)	-	495,001.00	495,001.00
151	INDIAN OIL CORPORATION LTD	-	16,000.00	16,000.00
152	Indsao Construction Pvt Ltd(HR)	-	5,279,875.00	5,279,875.00
153	INDTECH CAPACITORS (INDIA)	199,888.00	-	199,888.00
154	Integral Glass Creations LLP	590,000.00	-	590,000.00
155	INTELLECT PROJECTS PVT LTD	4,731,800.00	-	4,731,800.00
156	I R POWER CONTROL	463,001.00	-	463,001.00
157	JAGJOT TRADING CO.	130,116.00	-	130,116.00
158	Jaquar & Company Pvt Ltd	5,900.00	-	5,900.00
159	Jay Ess Hydropower Co	-	3,658.00	3,658.00
160	JAY MAHAKAL ENTERPRISES	6,536.00	-	6,536.00
161	Jaypee Infratech Ltd	17,010.00	-	17,010.00
162	JINDAL ENTERPRISES	-	102,228.60	102,228.60
163	J & K BANK LTD	44,072.00	-	44,072.00
164	J & K BANK LTD, SRINAGAR	985,221.54	672,846.00	1,658,067.54
165	JKPCC LTD JAMMU	1,421,422.75	-	1,421,422.75
166	J S M BIO FUELS	-	266,721.00	266,721.00
167	J & SONS CONSTRUCTION PVT LTD	5,540.00	-	5,540.00
168	JYOTI INTERNATIONAL	-	13,310.00	13,310.00
169	Jyoti Sales	14,201.00	-	14,201.00
170	Kalra Electronics	-	209,385.00	209,385.00
171	KAM TECH SOLAR POWER PRODUCTS PVT LTD	36,573.00	-	36,573.00
172	KANSAL TRADERS	10,965.00	-	10,965.00
173	Kemps Health First India Ltd	15,000.00	-	15,000.00



**SERVOKON SYSTEMS LTD.**

174	Kesan Constructions	-	13,164.00	13,164.00
175	KESAR IMPEX	155,435.00	-	155,435.00
176	KGN International (Delhi)	-	5,200.00	5,200.00
177	KHAN & SIROHI ELECTRO MECHANICAL	419,182.82	-	419,182.82
178	Khekra Castings Pvt Ltd	78,470.00	-	78,470.00
179	KHETAN AGENCIES	-	17,471.00	17,471.00
180	KIDS ISLAND MULAKH RAJ & SONS	-	430,039.26	430,039.26
181	Klove Studio And Accessories Private Limited	-	15,930.00	15,930.00
182	Kohli Electronics	-	34,511.00	34,511.00
183	Kreative World	-	119,073.00	119,073.00
184	Kumar Beverages Industries	-	324,500.00	324,500.00
185	Kumar Electronics (Lucknow)	11,362.00	-	11,362.00
186	Kumar Radio & Electric Works	-	20,066.00	20,066.00
187	Kunwar Shokat Hameed	-	59,000.00	59,000.00
188	LALA AND SONS SUPPLIERS(BANDA)	-	17,587.00	17,587.00
189	Larsen and Toubro Ltd (Kunta)	327,301.00	-	327,301.00
190	Larsen & Toubro Limited Lucknow	-	745,406.00	745,406.00
191	LARSEN & TOUBRO LTD. CHENNAI	1,200,060.00	-	1,200,060.00
192	Laxmi Industries	10,000.00	-	10,000.00
193	Leela Sales	-	57,404.00	57,404.00
194	Life Line Clinic & Diagnostic Centre	-	25,000.00	25,000.00
195	Lifestyle International Pvt Ltd	6,600.00	-	6,600.00
196	Life Support Medi Equipments	226,560.00	-	226,560.00
197	MACHENICAL AND ELECTRICAL LINKERS	-	3,819,982.20	3,819,982.20
198	MACTECH INTERNATIONAL	17,345.00	-	17,345.00
199	Madaan Auto Store	-	889,703.00	889,703.00
200	Maharaja Hospital	-	327,656.00	327,656.00
201	MAHESHWARI CAPS PRIVATE LIMITED	-	483,800.00	483,800.00
202	Manik Enterprises	-	41,311.00	41,311.00
203	M A Power Technologies Private Limited	-	1,110,483.00	1,110,483.00
204	Mash Bio Fuels Pvt Ltd	-	12,500.00	12,500.00
205	MAYA AGENCY	-	605,829.00	605,829.00
206	Mechanical Engineering Department	-	14,850.00	14,850.00
207	MEEM MS DEALERS	11,904.00	-	11,904.00
208	MEHTA ELECTRONICS	-	1,531.00	1,531.00
209	Metro Infrasyas Pvt Ltd	17,019.60	-	17,019.60
210	Metro Waste Handling Pvt Ltd	-	118,590.00	118,590.00
211	M H KHAN	-	37,600.00	37,600.00
212	Micro Solution	6,490.00	-	6,490.00
213	MICROTEK INTERNATIONAL PVT LTD	99,441.00	-	99,441.00
214	MINERAL EXPLORATION CORPORATION LIMITED	303,698.00	-	303,698.00
215	Ministry of Railwas (RJ)	52,201.00	-	52,201.00
216	MINISTRY OF RAILWAYS	215,532.00	-	215,532.00
217	MINISTRY OF RAILWAYS (AP)	188,139.00	-	188,139.00
218	Ministry Of Railways Bihar	1,426,999.34	-	1,426,999.34
219	MINISTRY OF RAILWAYS(DELHI)	2,043,827.00	-	2,043,827.00
220	Ministry of Skill Development & Entrepreneurship	8,498.00	-	8,498.00
221	MIRACLE TECH	9,866.00	-	9,866.00
222	MIR & SONS	75,003.00	-	75,003.00
223	Mithila Dugdh Utpadak Sahkari Sangh Ltd	-	53,100.00	53,100.00
224	MITHILA ELECTRICS	39,256.22	-	39,256.22
225	MMS INDUSTRIES	15,340.00	-	15,340.00
226	MODERN AGENCIES(KANPUR)	-	89,951.00	89,951.00



**SERVOKON SYSTEMS LTD.**

227	MODERN TRADING COMPANY (KANPUR)	10,470 00	-	10,470 00
228	MOGLIX LAB INDIA PVT LTD	73,596.19	-	73,596.19
229	Mohammad Tejamul Ansari	-	12,980 00	12,980 00
230	Mohan Helments Pvt Ltd	277,800 00	-	277,800 00
231	Moon Beverages Ltd	-	547,520 00	547,520 00
232	Moongipa Agencies	-	570,177 27	570,177 27
233	Mr. Mohd Hussain Khan	-	47,600 00	47,600 00
234	M S ENTERPRISES	-	6,391.00	6,391.00
235	M/s PIYALA POL TERMINAL	-	48,380 00	48,380 00
236	MTI AUDIO CAMP	115,556 00	-	115,556 00
237	Municipal Corporation	-	2,700 00	2,700 00
238	NANDLAL ENTERPRISES	191,539 00	-	191,539 00
239	NASEEB ELECTRICALS	-	49,243 00	49,243 00
240	Navayuga Engineering Company Ltd	300,078 00	-	300,078 00
241	NAVITECH ENGINEERS	400,000 00	-	400,000 00
242	NECESSA TECHNOLOGIES	-	433,247 00	433,247 00
243	Neelam Farms	14,546 00	-	14,546 00
244	Neeraj Electronics	-	243,321 01	243,321 01
245	Neeraj Enterprises (Bareilly)	-	33,512 00	33,512 00
246	NEW ASHIRVAD AGENCY	198,400 24	94,147 00	292,547 24
247	NEW ROLI ELECTRONICS(KANPUR)	22,331 00	-	22,331 00
248	New Universal Associates	-	5,513 96	5,513 96
249	Nilesh Ramjiyani	-	123,900 00	123,900 00
250	NISHA INDUSTRIES	-	56,200 00	56,200 00
251	NITESH BEARING AND MACHINERY STORE	58,013 74	-	58,013 74
252	NITIN ENTERPRISES	659,000 00	-	659,000 00
253	N J ENTERPRISES	-	50,955 00	50,955 00
254	North Eastern Colafields	-	72,649 15	72,649 15
255	N POWER GLOBAL SOLUTIONS	-	17,557 00	17,557 00
256	NR ELECTRONICS	139,013 20	-	139,013 20
257	NR TRADERS	31,590 00	24,544 00	56,134 00
258	Nuclear Power Corporation of India Limited (RJ)	-	218,443 00	218,443 00
259	ODISHA MINING CORPORATION LIMITED	215,435 01	-	215,435 01
260	Office of the Executive Engineer. S&D Division Ist (UEED)	-	193,700 00	193,700 00
261	OM BATTERY POINT	7,963 00	-	7,963 00
262	Orbit Traders	-	559,186 00	559,186 00
263	ORDNANCE FACTORY BHUSAWAL	6,700 00	-	6,700 00
264	Packwell Packaging	6,420 00	-	6,420 00
265	PALINDROME MEDIA PRIVATE LIMITED (UP)	-	957,000 00	957,000 00
266	Palindrome Media Pvt Ltd. (DELHI)	-	1,493,368 00	1,493,368 00
267	Paragon Air Conditioners	-	294,082 00	294,082 00
268	Paragon Aluminium LLP	-	3,836,097 00	3,836,097 00
269	PARAGON INDUSTRIES LIMITED	-	2,903,250 00	2,903,250 00
270	PAREKH INTERGRATED SERVICES PVT LTD	317,270 00	-	317,270 00
271	PAWAN ELECTRONICS (KANPUR)	-	169,354 00	169,354 00
272	P K Electricals	-	943,125 00	943,125 00
273	Pooja Engineering Works	2,450 00	-	2,450 00
274	POWER SOLUTION ENTERPRISES	17,591 00	-	17,591 00
275	PRAGATI POWER CORPORATION LTD	-	6,887 00	6,887 00
276	Prakashmay Power Solutions Pvt Ltd	-	667,914 00	667,914 00
277	PRASAR BHARATI BROADCASTING CORPORATION (G	58,459 00	-	58,459 00
278	Prasar Bharti Broadcasting Corp.	365,855 00	-	365,855 00
279	PRATAP RADIO WORKS	-	126,773 00	126,773 00
280	PRATEEK ENTERPRISES	-	9,990 00	9,990 00
281	PREM BATTERY	55,582 00	-	55,582 00
282	PREM ELECTRICAL STORE	11,233 00	-	11,233 00
283	Premia Foods Additives Pvt Ltd	-	620,000 00	620,000 00
284	PREMIER ENTERPRISES	-	242,180 00	242,180 00
285	PRINCE JEWELLERS	28,900 00	-	28,900 00
286	Prisha Tubes Pvt Ltd	-	531,000 00	531,000 00
287	PROMPT ELECTRONICS	29,069 00	-	29,069 00





**SERVOKON SYSTEMS LTD.**

288	Prompt Leasing Ltd.	1,433,070.00	-	1,433,070.00
289	Puja Radio	-	-	-
290	Quality Control & Procurement Div.	-	3,951.00	3,951.00
291	RAJ & SONS	440,189.00	-	440,189.00
292	Ramda Foods	54,408.97	-	54,408.97
293	RAVI ELECTRONICS	88,500.00	-	88,500.00
294	RAVINDER KUMAR SUNIL KUMAR	42,795.00	-	42,795.00
295	REEMA BAKERS	728,069.00	-	728,069.00
296	Resident Medical Officer Govt.	149,998.00	-	149,998.00
297	RIDHVI INFRASTRUCTURE	3,600.00	-	3,600.00
298	RIMPI SALES CORPORATION	7,500.00	-	7,500.00
299	Rizwan Electrical & Contractor (UP)	25,428.53	-	25,428.53
300	RK Electronics	417,060.00	-	417,060.00
301	RK ENGINEERS SALES LTD	-	30,328.00	30,328.00
302	Rocksons & Rajsons	-	239,540.00	239,540.00
303	ROGI KALYAN SAMITI VAPI	-	219,810.06	219,810.06
304	RS CONSTRUCTIONS	3,600.00	-	3,600.00
305	RS Infratech Limited	-	460,200.00	460,200.00
306	R S MARKETING	-	481,104.00	481,104.00
307	RUDRA BUILDWELL INFRA PVT LTD	-	1,229,282.00	1,229,282.00
308	R V ENTERPRISES	416,540.00	-	416,540.00
309	Sahil Brothers & Company	-	30,485.00	30,485.00
310	SAINKO SYSTEMS	-	7,356,778.08	7,356,778.08
311	Sanatory & Hardware	9,440.00	-	9,440.00
312	SANTOSH SALES	102,254.96	-	102,254.96
313	SAQIB BANDAY	36,655.00	-	36,655.00
314	SATGURU ENTERPRISES	-	4,400.00	4,400.00
315	SATI SECURITY	133,735.00	-	133,735.00
316	SAVI ENTERPRISES	58,438.00	-	58,438.00
317	Sehwag International School	157,822.78	-	157,822.78
318	Senior Accounts Officer	49,560.00	-	49,560.00
319	Servokon Engineers -KANPUR	19,625.00	-	19,625.00
320	Servo Step Power Pvt Ltd	-	4,691,282.42	4,691,282.42
321	Seva Prime Energy Pvt Ltd	-	1,176,529.68	1,176,529.68
322	Shakti Electronics(TAMKUIHROAD)	-	472,091.00	472,091.00
323	SHANTI CEMENTS PVT LTD	-	148,670.00	148,670.00
324	SHARMA ENTERPRISES	301,800.00	-	301,800.00
325	SHIPRA ENTERPRISES	-	1,830.40	1,830.40
326	Shiv Radio Services LLP	117,933.00	-	117,933.00
327	Shiv Shankar Industnes	-	627,137.00	627,137.00
328	SHREE BALAJI INTERNATIONAL	-	4,243,388.00	4,243,388.00
329	SHREE DURGA ENTERPRISES	97,940.00	-	97,940.00
330	Shree Sawariya Enterprises	-	498,644.14	498,644.14
331	SHREE SHYAM SALES	32,925.00	-	32,925.00
332	Shri Balaji Maharaj Traders & Distributors	-	4,108.00	4,108.00
333	SHRI KRISHNA COMMERCIAL	-	1,474,385.16	1,474,385.16
334	SHRI OM ELECTRICALS	30,580.00	-	30,580.00
335	SHRI RAM TRADERS	102,456.52	-	102,456.52
336	SIDDHI ENTERPRISES	11,582.00	-	11,582.00
337	SIDDHI VINAYAK ENTERPRISES	-	1,309,034.72	1,309,034.72
338	SIDDIQI ENTERPRISES	1,926,331.00	-	1,926,331.00
339	S Infinity Tech And Tools	-	1,947,549.06	1,947,549.06
340	Siyalal Electricals and Battery Service	-	34,010.00	34,010.00
341	SLR Construction Pvt Ltd	-	204,279.00	204,279.00
342	Smart Power Solutions	-	1,065,200.00	1,065,200.00
343	SMOKE BOX LLP	-	22,787.00	22,787.00
344	South Eastern Coalfields Limited	76,110.00	-	76,110.00
345	South Eastern Railway	5,952.00	-	5,952.00
346	SRCT GLOBEX PVT LTD	212,683.00	26,682.00	239,365.00
347	SR DFM/SC South Central Railway	1,652,000.00	-	1,652,000.00
348	Sri Balaji Trading Co	35,062.00	-	35,062.00
			46,556.40	46,556.40



**SERVOKON SYSTEMS LTD.**

349	SRINIVASA ELECTRICALS	-	2,991,290.00	2,991,290.00
350	Sn Technologies	-	199,571.00	199,571.00
351	S S. Industries	-	54,000.00	54,000.00
352	STEEL AND MINES DEPARTMENT	-	2,038,900.00	2,038,900.00
353	Steel Authority of India Limited	18,066.58	-	18,066.58
354	SUBHAS CHAND GUPTA	14,436.00	-	14,436.00
355	SUDHA ELECTRONICS	-	1,506.00	1,506.00
356	Sunshine Teahouse Pvt. Ltd. (Chaayos)-PUNJAB	-	16,070.00	16,070.00
357	Sunshine Teahouse Pvt. Ltd. (Chaayos) TAMIL NADU	-	16,770.00	16,770.00
358	Super Tannery Limited	137,175.00	-	137,175.00
359	SUPER_ELECTRONICS (JAMMU)	-	354,112.99	354,112.99
360	Surendra & Sons Filling Station	-	1,997.00	1,997.00
361	SYRMA SGS TECHNOLOGY LIMITED	-	744,600.00	744,600.00
362	TANEJA ELECTRONICS	-	1,165,480.05	1,165,480.05
363	Tax Deductor	1,490,000.08	-	1,490,000.08
364	Tejindra Traders	-	10,000.00	10,000.00
365	Terrestrial Food Processors Pvt Ltd	-	38,166.00	38,166.00
366	Tesla Electrical Industries	25,000.00	-	25,000.00
367	The Assistant Engineer (Shri Sugumar, AE//O)	-	6,000.00	6,000.00
368	THE CHIEF ENGINEER MED DEPT.	241,112.00	-	241,112.00
369	THE DEPARTMENT OF COMPUTER SCIENCES	15,850.00	-	15,850.00
370	The Electrical Hub	-	108,516.00	108,516.00
371	Tirupati Coirs Pvt Ltd	5,000.00	-	5,000.00
372	TORRENT GAS PVT LTD ( KANPUR)	145,803.32	-	145,803.32
373	Transtroon Electricals Pvt Ltd	37,170.00	-	37,170.00
374	TRIDENT STRUCTURES PVT LTD UNIT II	60,900.00	-	60,900.00
375	TRIMURTI SOLUTION (PATNA)	-	10,324.00	10,324.00
376	TRUE VALUE ELECTRONICS	11,551.00	-	11,551.00
377	Universal Enterprises	-	26,773.00	26,773.00
378	Uttar Pradesh Avas Evam Vikash Panshad	295,000.00	-	295,000.00
379	UTTRAKHAND JAL SANSTHAN	1,405,602.91	244,903.00	1,650,505.91
380	VAID ELECTRO WORLD	15,825.00	-	15,825.00
381	VAPI SALES CORPORATION	103,212.00	-	103,212.00
382	Variation Electric Company Private Limited	-	155,758.00	155,758.00
383	Vasudevam Sales	-	5,823.00	5,823.00
384	VASUDHARA ENGINEERING WORKS	-	12,040.00	12,040.00
385	Verma Electronics &Electrical	-	31,620.00	31,620.00
386	VIJAY VIP ENTERPRISES	14,589.65	-	14,589.65
387	VIKRAM SARABHAI SPACE CENTRE	-	19,000.00	19,000.00
388	Vims Hospital	-	25,252.00	25,252.00
389	VIP Electricals	215,761.00	-	215,761.00
390	Virtue Plast Pvt Ltd	-	1,245,000.00	1,245,000.00
391	Vivaan Trading Co	-	90,990.87	90,990.87
392	VIVEKA TRADERS	12,830.00	-	12,830.00
393	V K ENTERPRISES, NOIDA	35,152.00	-	35,152.00
394	Volcare Cooling Solutions	-	27,562.00	27,562.00
395	VOLT WORLD	80,507.35	136,313.00	216,820.35
396	WANI INFRATECH PVT LTD	5,667.00	-	5,667.00
397	Wani RBIPPL (JV)	147,614.00	-	147,614.00
398	WATER POWER ENGG ENTERPRISES	-	2,071,000.00	2,071,000.00
399	Wellcare Business Solutions Pvt Ltd	-	153,400.00	153,400.00
400	WHITE COLONY PVT LTD	-	1,996,247.04	1,996,247.04
401	WOODVER COATINGS PRIVATE LIMITED	-	4,720.00	4,720.00
402	YASH TRADING	60,970.00	-	60,970.00
403	YOKOGAWA INDIA LTD	-	12,000.00	12,000.00
404	Zomato HyperPure Pvt Ltd	-	708,000.00	708,000.00
<b>TOTAL</b>		<b>46,165,458.44</b>	<b>118,482,514.99</b>	<b>164,647,973.43</b>

**GRAND TOTAL** 51,704,064.44 119,666,546.47 171,370,610.91



**SERVOKON SYSTEMS LTD.**

Details of Advances from Customers As On 31.03.2023

LIST - B

S.NO	Name of Party	Amount (Rs.)
1	APARTMENTS RESIDENCES WELFARE ASSO	46,020.00
2	BBN ELECTRONICS	14,044.00
3	D S ELECTRONICS	42,239.00
4	ELECTROMECH SOLUTIONS	7,000.00
5	EUROTECH SALES CORPORATION	9,439.92
6	GEO CONNECT LTD	3,580.00
7	Golden Apple Srinagar	40,120.00
8	HARI OM MEDIA SERVICES (P) LTD	29,500.00
9	Harsh Kumar	8,260.00
10	HP STATE COOP BANK LTD	55,460.00
11	MAHAJAN FILLING STATION	5,000.00
12	MAHESHWARI CAPS PVT LTD	53,100.00
13	MANOJ KUMAR	49,500.00
14	MARKET YARD.SHANIWAR PETHVTC/ BASAVRAJ YUVRAJ KARIG	6,500.00
15	MOYIN ENGI	17,000.00
16	PRAMOD KR	5,500.00
17	Prisha Tubes Pvt Ltd	50,150.00
18	PURE RAIN WATER SOLUTION	11,318.00
19	RAGA ON THE GANGES	2,950.00
20	RANJANA MEDICAL STORE	16,520.00
21	RA WEAVERS	19,100.00
22	RV ELECTRICALS	41,223.00
23	SANT COMPUTERS	14,043.00
24	SHIVANI ELECTRONICS	11,317.00
25	STERLING HOLIDAY RESORTS LIMITED	11,704.00
26	SUMMER FIELDS SCHOOL	77,500.00
27	THERMAL ENERGY SERVICE SOLUTIONS PVT LTD	4,000.00
28	TRAVEL REVEAL	28,000.00
29	TRIDENTS STRUCTURE PVT LTD UNIT II	38,560.00
30	TRIDENT STRUCTURES PVT LTD	7,080.00
31	URJA INTERIOR	18,880.00
32	VINEET TYRE	1,700.00
33	YAALI ELECTRICALS	50,000.00
<b>Total</b>		<b>796,307.92</b>
<b><u>GHAZIABAD</u></b>		
1	A2 AGRITECH CORPORATION	200,000.00
2	Aadi Shakti Air Conditioning	1,249.00
3	A A ENTERPRISES (UK)	28,734.98
4	Aar Jay Associates	557,765.00
5	Aastha Battery House	5,525.00
6	ABCI INFRASTRUCTURE PVT LTD	35,341.00
7	Agrawal Metal Works Pvt. Ltd.	11,500.28
8	Agventure Ltd	3,607.20
9	AJAY TRADECORPORATION PRIVATE LIMITED	321,864.00
10	AKASHDEEP ENTERPRISES	100,000.00
11	AKASH NATURE RESORTS	100,000.00
12	AK PUMP & TUBEWELL	113,098.00
13	ALCOX GLOBAL	500,000.00
14	Aman Deep Singh Jabble	18,000.00
15	AMBA ELECTRICALS	7,429.00
16	AMIT Electricals	7,080.00
17	Amrit Auto	13,499.20
18	AMTAS ENTERPRISES	49,904.00
19	ANAND TRADERS	73,979.00
20	ANCIENT TRADING COMPANY	100,000.00
21	ANKIT ELECTRONICS	33,040.00



**SERVOKON SYSTEMS LTD.**

22	ANNA TRADERS & CONSTRUCTION	
23	Anushka Mobile & Electronic	15,500.00
24	Apmida Pharmaceuticals Pvt Ltd	5,041.00
25	APS MANGLAM PVT LTD	206,000.00
26	AR ENTERPRISES	50,000.00
27	ARIF ELECTRONICS	5,827.00
28	ARNAV ENTERPRISES	3,292,443.96
29	Arun chabra	3,132.00
30	ARVIND MEHROTRA	20,000.00
31	ARYAN ENTERPRISES(KANPUR)	13,570.00
32	ASHIRWAD SALES(Mirzapur)	50,000.00
33	ATC Power System	25,236.00
34	AV ENTERPRISES	30,388.00
35	Baba Ventures Private Limited	15,749.96
36	Badhwar Cars Pvt. Ltd.	630,000.00
37	Baisakhi Ram Dayal Chand	64,296.00
38	Bala Electron Private Limited	3,000.00
39	BALAJEE COMPUTER	5,135,772.00
40	Balaji Traders, Biharsharif	32,272.00
41	BANSAL AUTOMOBILES	44,630.80
42	Beaver Builders Pvt Ltd	16,717.00
43	Berkowits Hair & Skin Clinic	454,030.84
44	Birta Fertility IVF Noida	104,500.00
45	B K POWER CONTROL	2,581.00
46	BNB SECURITY & AUTOMATION SOLUTIONS PVT LTD	50,000.00
47	BRG Marketing	9,912.00
48	BROADCAST ENGINEERING CONSULTANTS INDIA PVT LTD	22,524.00
49	Central Coalfields Limited	9,474.00
50	CGM Computer	60,758.92
51	CHAMPARAN SHOPEE	223,748.00
52	Chaudhary Electric Works( Kanpur)	15,011.00
53	CHOUDHARY TRADERS	200,000.00
54	CIP Farm Private Limited	54,159.00
55	CITY TOP ELECTRICAL WORK	63,000.00
56	Climate Makers (Gzbd)	430,000.00
57	COLOUR CHROMS PVT LTD	2,700.00
58	CONCEPT ENTERPRISES	421,000.00
59	Corrtch Energy Limited	107,200.00
60	CREATIVE GRAPHICS SOLUTIONS (I) PVT LTD	79,000.00
61	Crossways Vertical Solution Pvt. Ltd.	25,000.00
62	Curastex Medicare Private Limited	100,000.00
63	DAR MOTORS	1,000,000.00
64	Dazzel International Pvt Ltd	3,356.00
65	Devlon Rubber India Pvt Ltd	100,000.00
66	Diamond Enterprises	7,168.00
67	Diventure Hospitality Pvt Ltd	15,000.00
68	Diwakar Electric Co (LUCKNOW)	6,000.00
69	Domestic Traders	53,689.00
70	DQBYDT (P) LTD	44,840.00
71	EAST AFRICAN INDIA OVERSEAS	78,000.00
72	EC3 Powercon	50,000.00
73	Eco Cool	300,000.00
74	Eco Green Panels Pvt Ltd	5,589.00
75	EH Enterprises	60,194.00
76	ELECTROHARD INDUSTRIAL SOLUTIONS UK	22,600.00
		28,326.00







**SERVOKON SYSTEMS LTD.**

77	ENERGY ELECTRIC VEHICLES	204,870.00
78	Engineering services	37,760.00
79	Engineers & Consultants (Chhattisgarh)	1,924,648.00
80	Essar International	141,600.00
81	EXACORE LLC	25,801,826.50
82	Farhan Mrg Oil Distribu	531,000.00
83	F K HOME Appliances	15,723.31
84	Fortune IT Park Private Limited	36,500.00
85	GANDHI TRADERS	5,985.00
86	Ganga Battery	4,028.00
87	Garhwal Borewell	75,000.00
88	GAURAV GARMENTS	44,840.00
89	GAURAV SINGH , NIGERIA	2,500.00
90	GD Pharmaceuticals Private Limited	157,500.00
91	Geeken Seating Collections Pvt. Ltd.	19,960.00
92	GEETA RADIOS	42,134.00
93	Genetix Bio tech Asia private limited	4,000.00
94	Glaza Green Energy Pvt Ltd	2,122,120.00
95	GLOCON	9,915.00
96	GOLDEN BIRD INTERNATIONAL	24,662.00
97	Golden Relief Resources (India) Pvt. Ltd.	155,500.00
98	GREEN PACK INDIA	193,200.00
99	GREVIS HEALTHCARE PRIVATE LIMITED	155,155.00
100	GULREZ UL ISLAM	250,000.00
101	Guru Kripa Enterprises, Pilibhit	50,000.00
102	Haveeru International Pvt Ltd	1,187,000.00
103	HIMACHAL POWER PRODUCTS	19,470.00
104	HIMALAYA GENERATORS	60,500.00
105	HI METAL INDUSTRIES	200,000.00
106	Hindustan Petroleum Corporation_Ltd Jharkhand	20,484.50
107	INDIA POWER CONSTRUCTION	20,000.00
108	Intergraphic Sales & Services Pvt Ltd	35,400.00
109	ISHA ENTERPRISES	49,366.00
110	I TECH	97,661.00
111	JAI BABA KI DABA RICE MILL	719,800.00
112	JAINA ELECTRONICS	32,568.00
113	JAMMU AND KASHMIR MILK PRODUCERS COOPERATIVE LIMITED	462,560.00
114	JIMMY SALES	17,139.00
115	JK ENTERPRISES	6,148.00
116	J.K. Enterprises (WB)	129,200.00
117	J K MACHINES	700,000.00
118	JKPDC OFFICE OF THE SUPERITENDING ENG	15,440.00
119	J & M Service	11,000.00
120	KAP CONES PVT LTD	290,000.00
121	Ketron Electrical Automation	342,200.00
122	Khandelwal Distributors	22,420.00
123	Khan & Sirohi Transformers	48,085.00
124	Kiran And Daughters Group	59,059.00
125	K L GROUPS	100,000.00
126	KUWAR TRADERS	30,806.00
127	LAKSHYADEEP INFRASTRUCTURE	70,000.00
128	Landmark Lifestyle Cars Pvt. Ltd. (Noida)	15,298.37
129	Lumen Engineers	88,700.00



**SERVOKON SYSTEMS LTD.**

130	Maa Jagdamba Electricals	21,980.00
131	MAA Vaishno DG Set	697,326.65
132	MADHESHIYA AGENCY	50,000.00
133	MAHADEV ENTERPRISES	20,000.00
134	MAHADEV PAPER WORK	40,010.00
135	MAHAKAL ENTERPRISES	228,183.00
136	MANAV DISTRIBUTOR AND SERVICE	141,222.00
137	Manjeet Engineering Works	9,748.00
138	MAS EQUIPMENT (P) LTD	7,080.00
139	MAU BATTERY AND OIL AGENCY	11,833.00
140	Maxis Motion Controls Pvt Lt	237,500.00
141	MAYANK AIRCON PVT LTD	2,500.00
142	Modern Electric Co	83,700.00
143	MOTILAL NEHRU NATIONAL INSTITUTE OF	14,373.00
144	MRB ENTERPRISES	1,145.00
145	M S. ENGINEERS	442,720.84
146	M/s Geo Miller & Co. Pvt Ltd	2,359.00
147	MTI SALES CORPORATION	36,793.00
148	Mukesh Electricals	30,918.50
149	MUNGER ELECTRIC HOUSE	51,173.00
150	MVS ENGINEERING PVT LTD	3,500.00
151	Naaz Battery Center	19,065.00
152	NANOTRON INDUSTRIES	42,480.00
153	Narsingh Electronics	15,005.00
154	Nastroj India Pvt Ltd	2,187.00
155	NATIONAL COOL CENTER	71,576.88
156	NESTECH ENTERPRISES	200,000.00
157	New Accurate Engineering Co	30,000.00
158	NEW DATTA HARDWARE	2,800.00
159	NEW DEVTA TRADERS	50,147.00
160	NEW ERA INDUSTRIES	263,000.00
161	New K. M. Electricals	2,000.00
162	New Shakti Solar Agency	25,535.00
163	NISHKA SALES CORPORATION	91,721.00
164	Ni Electricals	150,450.00
165	OM ELECTRONICS	61,231.88
166	ORGELLO HERBAL CARE	30,000.00
167	Orion Valley Solar Pvt Ltd	81,412.00
168	PANCH MOHAN CHEMICALS PVT LTD	73,160.00
169	PANKAJ ELECTRICALS	36,224.00
170	PARADISE BATTERIES(UNNAO)	7,531.00
171	PARAMPARA FOODS	50,000.00
172	PATEL ENTERPRISES	122,605.97
173	Pawansut Electronics	12,922.00
174	Pentagon Engineering Co.	25,000.00
175	PERFECT ELECTRICAL WORKS	150,000.00
176	Perfect Green Energy Solution Private Limited	33,033.00
177	Pilot Industries	49,200.00
178	PIONEER DRILLING COMPANY PRIVATE LIMITED	20,000.00
179	Powerpoint Systems (EA) Ltd	20,654.00
180	Powertech Transformer Services	100,000.00
181	PRABHA TEXTILE	35,000.00
182	Pradeep Aggarwal	25,000.00
183	PRADEEP ENTERPRISES	1,000.00
184	Pragati Enterprises, Ranchi	12,305.00
185	PRAKASH ENTERPRISES (GAYA)	430,200.56
186	Prasar Bharati All India Radion	28,084.00
187	PRISTINE ENGINEERING SERVICES GOA	128,000.00
188	PROJECT MAINTANCE SERVICE	217,500.00
189	Project Manager Unit 45 C&DS UP Jal Nigam	50,000.00
190	PSG Electricals	125,000.00



**SERVOKON SYSTEMS LTD.**

191	PSG ELECTRICALS PVT LTD	95,580.00
192	Public Health Engineering Department	75,000.00
193	PUJA BATTERIES & ELECTRONICS	157,362.00
104	PURI ELECTRICALS	40,778.00
195	RAGHUNATH MECHANICAL AND ENGG WORKS	46,194.00
196	Rah Infotech Pvt Ltd	5,000.00
197	RAJINDERA ENTERPRISES	15,000.00
198	RAJIV BANSAL	8,260.00
100	RAMGARH SPONGE IRON (P) LTD	280,000.00
200	RANA MATERIAL HANDLING EQUIPMENTS PVT LTD	20,500.00
201	RANSONS ENTERPRISES	30,686.00
202	RASHTRIYA CHEMICALS & FERTILIZERS LTD	7,900.00
203	RAVI CROWN PETROLEUM	10,000.00
204	Regal Enterprises	11,789.00
205	RESIDENTAL PLOTS SCHEME	555,300.00
206	RF ELEVATORS	100,000.00
207	RINKU ELECTRICALS	759.00
208	Riyansh Enterprises	20,189.00
209	RK DISTRIBUTERS	25,963.00
210	RN DISTRIBUTORS	5,900.00
211	Royal Enterprise (Fatehpur)	25,000.00
212	RSG DEVELOPERS PVT LTD	25,007.00
213	RUSTAGI TRADE LINKS	7,649.00
214	SAINI TRADERS	40,226.00
215	Sai Sales	100,000.00
216	Sam Machinery Enterprises	4,720.00
217	SAMRIDHI ENTERPRISES	111,312.88
218	Sandhya Traders, Purnia	35,473.00
219	SANSKRITI INDUSTRIES	2,700.00
220	Sant Cooling & Home World	43,002.00
221	SANTOSH HOSIERY HOUSE	2,000.00
222	SAUMYA TRADERS	50,000.00
223	Schimmer Energy Limited MP	705,000.00
224	S D Airconditioners(LUCKNOW)	258,000.05
225	SEMLON REMEDIES (P) LTD	144,000.00
226	SERVICE GALLERY	34,491.02
227	SERVICE HUB	56,465.00
228	SERVOKON ROYAL TAJ AGENCY	179,932.84
229	SHARDA ELECTROTECH (P) LTD	255,000.00
230	SHEKHAR GUPTA	3,000.00
231	Shineroad Foods (india ) Private Limited	1,095,000.00
232	SHIVI ENTERPRISES	9,550.00
233	Shivsurya Co. Limited	30,317.00
234	SHREE GANESH PIPE INDUSTRIES	100,000.00
235	SHRI GANGA DRILLING CO	110,000.00
236	Shri Sai Power Solutions	1,115.00
237	Shubham Batteries	78,029.00
238	SHUBH SALES	118,571.00
239	SIDDIQUI GENERAL STORE	22,500.00
240	SIDHARTH SINGHAL	33,670.00
241	SINGHAL SONS ELECTRONICS AGENCIES PVT LTD	19,032.00
242	Singla Agencies	20,000.00
243	SK ENTERPRISES	1,788.00
244	SL TRADING COMPANY	10,000.00
245	SM Builders	35,400.00
246	S M ENGINEERS	50,000.00
247	Sourya Enterprises	23,635.00
248	SPEED LINE	2,670,993.00
249	S R FURNITURE ELECTRONIC	51,000.00
250	Sri Sai Leela Electrical Projects	1,000,000.00
251	SS Construction	16,140.00



**SERVOKON SYSTEMS LTD.**

252	SS Enterprises	17,700.00
253	S S Enterprises (Ghaziabad)	50,001.00
254	STERLING HOLIDAY RESORTS LIMITED	21,926.00
255	Stoff Care Pvt Ltd	10,000.00
256	ST. PATRICKS ACADEMY	35,400.00
257	Strile India Pvt Ltd	418,750.00
258	SUKH STEELS PRIVATE LIMITED	27,928.24
259	Sundeep Electrodes Private Limited	6,000.00
260	SUNIL MOTOR (BASTI)	337,438.00
261	Sunrise Hospital Hapur	82,600.00
262	Sunshine Teahouse Pvt Ltd (Haryana)	337,930.00
263	Superintendent Chc Vapi	3,600.00
264	SVR Brothers Private Limited	75,100.00
265	SWADESHI URJA	55,060.00
266	Swarn Nangia	1,380,600.00
267	Swastik Overseas	106,250.00
268	Swatantra Auotmobile Works	2,500.00
269	Syama Prasad Mookerjee Port	17,600.00
270	SYNERGY ELECTRICALS( U.P)	1,809,776.00
271	Tack Exim Private Limited	30,000.00
272	Tahal Consulting Engineers India Pvt Ltd	214,000.00
273	TAHIR CONSTRUCTION	218,500.00
274	Taj_Enterprises	12,898.00
275	Tangent Power	22,420.00
276	TASA FOODS PVT LTD	520,000.00
277	Tempens Instruments India Pvt Ltd	70,800.00
278	Tib Retail Pvt. Ltd.	38,980.00
279	TK Brothers	1,500.00
280	TODAY ELECTRICALS SERVICES	250,000.00
281	TURBO POWER MACHINERY	25,000.00
282	Umadatt Paliwal	1,352.00
283	Uttam Industrial Engg Pvt Ltd	25,000.00
284	VAISHNO TRADERS	5,900.00
285	VERMA ENGINEERS & CONTRACTORS	89,740.00
286	V Guard Industries (HP)	7,965.00
287	VINAYAK ENGINEERING SERVICE	500,000.00
288	VIRGOS INTERNATIONAL	500,000.00
289	Voltsman Power Technologies Pvt Ltd	101,540.00
290	VRANDAVANESHWREE AUTOMOTIVE PVT LTD	50,000.00
291	VRS FOODS LTD	306,020.00
292	WaasleLaundry Pvt Ltd	8,000.00
293	ZAP INFO TECH (P) LTD	100,000.00
294	Z M ENTERPRISES	1,540,264.00

Total 76,564,236.13

G.Total 77,360,544.05





**SERVOKON SYSTEMS LTD.**

Details of Sundry Creditor As On 31.03.2023

LIST - C

S.NO	Name of Vendor	Amount (Rs.)
1	JENUS TRADERS (INDIA)	59,727.00
2	Anne Print Solutions	37,715.00
3	GOYAL TRADING CO	100,000.00
4	IEEMA	43,660.00
5	INDETECH CAPACITORS (INDIA)	29,449.00
6	INSPIZEN GLOBAL	166,121.00
7	K K PRINT N PACK	170,500.00
8	MEGNA SECURITY SYSTEMS PVT LTD	20,930.36
9	OMEX INSULATION CO	608,830.00
10	PKG INTERNATIONAL PVT LTD	759,632.00
11	POWER SILICON INDIA	1,549.00
12	PRAKASH ENTERPRISES( COURIER)	23,501.35
13	PRASHANT INSULATION & ELECTRICAL HOUSE	108,513.00
14	RUHI INDUSTRIES	323,648.35
15	THE YELLOW COIN COMMUNICATION PVT LTD	216,000.00
16	UNILAB POWER SOLUTIONS ( GZB)	13,210.00
17	UNILAB POWER SYSTEMS	86,400.00
<b>TOTAL</b>		<b>2,769,386.06</b>

**GHAZIABAD**

S.NO	Name of Vendor	Amount (Rs.)
1	AMPLE ASSOCIATES	197,855.00
2	NEW INDIA ENTERPRISES	195,000.00
3	99 BUSINESS MEDIA	78,853.00
4	Abhi Gases	45,536.00
5	ABHISHEK ENTERPRISES MEERUT	987,783.00
6	Abhishek Vario Spares	376,430.00
7	AB PLASTO PVT LTD	9,201.00
8	ABSOLUTE SECURITY AND FACILITY MANAGEMENT PVT LTD	91,089.18
9	Advance Chemicals Industries	12,036.00
10	ADWISER MEDIA (NOIDA)	3,144,191.00
11	AIR TOP	23,299.00
12	AKASH ELECTRODES	130,686.00
13	AKIRA CONTROLS	2,022,977.82
14	ALFIYA METAL COMPANY	2,162,576.00
15	AL-MALIK ENTERPRISES	980,322.00
16	AMAN CHEMICALS INDIA	36,671.00
17	AMIT INDUSTRIES	3,753,286.00
18	Am Live Enterprises	3,224,221.00
19	ANJANEYA ENTERPRISES	2,730,519.00
20	ANNE PRINT SOLUTIONS	256,896.03
21	ANUSHREE ELECTRICAL ENGINEERS PVT LTD	786,039.00
22	Aquajet Electronic Instruments Pvt Ltd	68,000.00
23	Arp Traders	198,940.20
24	Ascensor Technologies Pvt Ltd	277,595.00
25	AS ENGINEERS	3,142,229.00
26	A S ENTERPRISES PURCHASE	72,404.00
27	ASIA ENGINEERING WORKS	182,900.00
28	ASIAN PAINTS PPG PRIVATE LIMITED_UP	7,316.00
29	AS INDUSTRIES	11,800.00
30	A-Star Innovation	487,710.00
31	AVC SYSTEMS	64,097.00
32	AVS ENGINEERS AND TRADERS	842,397.00



SERVOKON SYSTEMS LTD.

33	Bahubali Industries (Creditors)	118,119.00
34	Bharat Chain & Lifting Tackles	66,906.00
35	BREVERA TECHNOLOGIES PVT LTD	3,660,730.73
36	BYFORD WIRES	1,543,949.00
37	C4 CIRCUITS	19,977.00
38	CERTIFICATE ENGINEERS INTERNATIONAL LTD	13,500.00
39	CHANNEL INDUSTRIES	814.00
40	Click Enterprises	4,053,254.00
41	COLUMBIA PETRO CHEM PVT LTD	3,228.00
42	CTR MANUFACTURING INDUSTRIES PVT LTD	5,289,851.00
43	Current Control	100,890.00
44	DAY NIGHT MEDIA PVT LTD	104,400.50
45	DEEPAK TRADING CO	237,690.20
46	D R Labels Industry LLP	218,723.41
47	EAPRO SEVA BATTERIES	1,032,222.00
48	EAST GROUP CO LTD	192,568.13
49	ELECTRO CONTROL TRANSFORMER	38,704.00
50	Electronic Instruments (India)	8,555.00
51	Eleczar Pvt Ltd	23,954.00
52	ELEGANCE ELECTRICAL INDIA	833,569.00
53	Elet Electronics	21,826.00
54	ERA FAME MEDIA GROUP	21,000.00
55	ESDEE PAINTS LTD.	537,018.00
56	Etrade Marketing Private Limited	7,999.00
57	EXEMPLAR INDUSTRIES PVT LTD	749,244.40
58	EXPLORE TECHNOLOGIES	278,635.00
59	Feather Graphics India Pvt Ltd	27,195.00
60	FOUR SQUARE MEDIA PVT LTD	149,666.00
61	GALAXY TRANSPORT CO	153,720.00
62	Gandhar Oil Refinery (India) Ltd	2,338,644.00
63	Ganotra & Co	423,403.00
64	Genesis Enterprises Pvt Ltd	138,320.00
65	G M ENTERPRISE	225,558.00
66	Godson Tapes Pvt Ltd	1,051,712.00
67	Golden Hardware & Paints	20,860.00
68	Goyal Trading Co	539,619.16
69	GRAPHISADS PVT LTD	64,000.00
70	HARYANA OIL PROCESSORS	4,632,855.50
71	Hi-Life Interior	39,081.60
72	HITLITE APPLIANCES INDIA PVT LTD	143,391.11
73	HOLOSTIK INDIA LTD	267,480.00
74	INDIA MACHINE TOOLS	169,846.00
75	INDIA METALS	1,164,676.00
76	INDIAN PAINTS	1,431,517.00
77	INDIAN TOOLS TRADERS	105,084.77
78	Indian Tools Traders (Delhi)	344,212.00
79	INSPIZEN GLOBAL	2,980,976.00
80	International Rubber & Plastic MFG	22,892.00
81	I.P CONSTRUCTIONS PVT LTD	77,657.00
82	ISHIKA TECHNO INDUSTRIES	586,388.00
83	JAIN DCC WIRES	6,354,123.00
84	JAIN ELECTRIC & TRADING CO	10,308,763.00
85	JAYA ELECTRICALS	1,052,771.60
86	Jp Industries (Creditor)	282,255.00
87	Kailash Enterprises	83,568.00
88	Kesho Ram & Company	12,829.00
89	KEYWORDS INDIA NETWORK PVT LTD	1,200,000.00
90	K R INDUSTRIES	190,187.40
91	KT Enterprises	212,261.54
92	KUMAR ADVERTISERS	89,100.00
93	LANYARD ELECTRIC INDIA PRIVATE LIMITED	1,483,833.00



**SERVOKON SYSTEMS LTD.**

94	MAHAVIR INFRA STRUCTURE	63,782.80
95	MANGALDEEP STEELS	917,560.00
96	MANISH PANDEY & ASSOCIATES	43,200.00
97	Manish Road Carriers	83,257.00
98	MANISH ROADWAYS	41,628.00
99	MAX CREATIVE POINT	1,473,105.46
100	MAX ENGINEERING & MARKETING PRIVATE LIMITED	530,795.00
101	MEGHA PRINTERS & PACKERS	138,783.12
102	MEGNA SECURITY SYSTEMS PVT LTD	34,773.00
103	Metal Arts Asia	745,894.00
104	Metal Casting	76,405.00
105	Metal Craft	5,366,935.00
106	MITTAL TRADING COMPANY	7,021.00
107	Modern Electrofab Pvt Ltd	653,542.00
108	MOONLIGHT INDUSTRIES	194,672.00
109	MOTION DRIVETRONICS PVT LTD	489,700.00
110	MS ENTERPRISES (DELHI)	502,608.00
111	MTRADE SOLUTION	346,822.00
112	Munim Ji Paints & Hardware Store	15,695.00
113	Nakshatra 28 Genesis Pvt Ltd	473,394.00
114	NAMAN STEEL	2,830,065.00
115	NEERAJ SATISH & ASSOCIATES	3,540.00
116	NEW RAJ TRADING CO.	853,072.00
117	NR MATA WORKS	3,852,302.50
118	NR PACKAGING INDUSTRIES	55,782.00
119	NR TECH PRODUCTS	98,648.00
120	N R TRADERS (PURCHASE)	18,739.00
121	N. S. METAL CO.	2,294,233.00
122	NST INDUSTRIES	94,400.00
123	NU-CORK PRODUCTS PVT LTD	122,979.00
124	NU- CORK PVT LTD (ALWAR RAJASTHAN)	322,784.00
125	Olib Apparels Pvt Ltd	20,001.00
126	OM ELECTRICALS	6,079.00
127	Omex Insulation Co	2,799,975.00
128	OM LOGISTICS LTD	91,611.31
129	PADMAVATI TRADERS	19,659.00
130	PAL AND PAUL BUILDERS LTD	2,384,780.00
131	PANKAJ ADVERTISING	21,060.00
132	PARAMOUNT ENTERPRIZES	3,495,407.60
133	PARAMOUNT RADIATORS PVT LTD	243,078.00
134	PARAS SALES CORP.	303,073.00
135	PARV INDUSTRIES	88,500.00
136	PECOX INTERNATIONAL	10,502.00
137	PKG INTERNATIONAL PVT LTD.	1,574,379.00
138	PMP Turn Component	301,563.00
139	PRABHAT ENGINEERS	59,182.00
140	PRAKASH CHAND PREM CHAND JAIN	2,531,658.00
141	PRASHANT INSULATION & ELECTRICAL HOUSE	705,818.20
142	PRIME AUTOMOBILES PVT LTD	1,657,505.02
143	PRISTINE TECHNOLOGIES & INDUSTRIES-RJ	17,472.00
144	PS BEDI & CO PVT LTD	51,920.00
145	PS_ENTERPRISES	285,083.00
146	PUNETHA TRADING CO.	37,583.00
147	PUSHPAM ENTERPRISES	23,382.88
148	QSS ENERGY LLP	1,505.00
149	RADHIKA SALES	1,499,966.40
150	RAJASTHAN ISPAT	992.00
151	Raj Bakelite Products	13,924.00
152	RAJDHANI ELECTRONICS	6,455,197.00
153	RAJ INDUSTRIES	59,084.60
154	RAPID COAT DIVISION	217,745.00



**SERVOKON SYSTEMS LTD.**

155	R B ELECTRICALS	3 236 154 50
156	Rishu Courier Services	47 344 20
157	R S. Insulation	292 869 92
158	RUHI INDUSTRIES	2,020 087 00
159	SAFEXPRESS PVT.LTD	575 913 80
160	Saim Paper Products (Delhi)	987 573 30
161	SAI SALES CORPORATION	137 765 00
162	SALIM & SONS SANITARY STORE	2 548 00
163	SANJEX TRADERS	6,366,709 00
164	SARV DEEPCALL PVT LTD	23 199 98
165	S B TRADERS	161 791 00
166	SEHGAL ENTERPRISES	49 930 00
167	Sharma Electricals (Creditor)	101,457 00
168	Shine Packaging	76 133 80
169	SHREE JEE TRADERS	1,001 176 00
170	SHRI JI STAMPING	8,612,827 00
171	Shri Ked Insulations Pvt Ltd.	14 375 650 91
172	Sin Tech Electronic	70 860 00
173	SKY ADVERTISING ( MADANPUR KHADAR)	12,995 00
174	S N DAS & CO	3 270 00
175	SOCIAL MEDIA BUNDLE	1 999 00
176	Softpoint Connect	171 568 00
177	Spike Advertising Pvt Ltd	174 000 00
178	S S METAL INDUSTRIES	129,544 00
179	Star Smith Export Pvt Ltd	5,187 00
180	S T METAL INDUSTRIES	411,820 00
181	SUNBIRD HOME APPLIANCES	272,863 00
182	TAAHA ENGINEERS PRIVATE LIMITED	80,889 00
183	Tara Chand Walaiti Ram (Delhi)	174 640 00
184	TOP ADVERTISING	941,107 00
185	UNEECOPS WORKPLACE SOLUTION PVT LTD	15 705 00
186	UNIQUE (INDIA)	2 044 350 00
187	UR UDYOG PRIVATE LIMITED	297,146 00
188	VAISHNO THERMOPACK & PACKAGING PVT LTD	625,490 10
189	VARDHMAN ELECTRICALS	27,966 00
190	Vats Systematic Automation LLP	9,027 00
191	Venus Electronics	1 319,685 40
192	Veto Electronics	21 260 00
193	VIJAY INDUSTRIES	88,500 00
194	WHEELS EYE LOGISTIC PVT LTD	429 240 00
195	Yogya Equipments Pvt Ltd	114,224 00

---

---

<b>TOTAL</b>	<b>177,382,897.08</b>
--------------	-----------------------

---

---

<b>GRAND TOTAL</b>	<b>180,152,283.14</b>
--------------------	-----------------------



**SERVOKON SYSTEMS LTD.**

Details of Advance to Parties As On 31.03.2023

LIST - D

S.NO	Name of Vendor	Amount (Rs.)
<b>GHAZIABAD</b>		
1	A STAR ESTABLISHMENT	50,000.00
2	BUREAU OF INDIAN STANDARD (DELHI)	2,060.00
3	BUREAU OF INDIAN STANDARDS	7,159.00
4	CENTRAL POWER RESEARCH INSTITUTE BHOPAL	242,226.00
5	CLIMATE CARE PVT LTD	500,000.00
6	CONFEDERATION OF INDIAN INDUSTRY	25,000.00
7	DANISH ENTERPRISES	100,000.00
8	Fillcart	547.00
9	Magnetics	100,000.00
10	M IKRAM & CO	150,000.00
11	MK TUBES INDUSTRIES	79,584.00
12	MRA BATTERIES	1,557,500.00
13	NEW SOUTHERN (INDIA) ROAD LINES	406.00
14	PDRV ENTERPRISES PVT LTD	122,551.00
15	POWER SILICON INDIA	1,095,985.00
16	PULLMAC CRANES INDIA PRIVATE LIMITED	197,000.00
17	Reveal Environment Solution PVT LTD	934,508.00
18	Rhine Solar Ltd	205,075.00
19	Saatvik Green Energy (P) Ltd	624,669.80
20	Saim Paper Products	565.00
21	Sameer Khan	600,000.00
22	Sun N Sand Exim India Pvt Ltd	500,000.00
23	Supreme Legal	605,396.00
24	SYALI LEASING FINANCE	295,630.00
25	VIDHITSU CONCEPTS LLP	500,000.00
<b>TOTAL</b>		<b>8,495,861.80</b>
<b>GRAND TOTAL</b>		<b>8,495,861.80</b>

For SERVOKON SYSTEMS LTD.



DIRECTOR

DIRECTOR

**SERVOKON SYSTEM LIMITED, DELHI****ACCOUNTING POLICIES & NOTES ON THE BALANCE SHEET AND PROFIT & LOSS ACCOUNT FOR THE YEAR ENDING 31<sup>ST</sup> MARCH, 2023****1. SIGNIFICANT ACCOUNTING POLICIES****ACCOUNTING CONVENTION**

The accounts of the company have been prepared under the Historical Cost Convention and in accordance with applicable Accounting Standards except where otherwise stated. For recognition of income and expenditure Mercantile System of Accounting is followed.

**FIXED ASSETS**

Fixed Assets are stated at historical cost less depreciation. Cost comprises the purchase price and any attributable cost of bringing the assets to working condition for its intended use.

**DEPRECIATION**

Depreciation on fixed assets has been provided on WDV method on prorata basis over the useful life prescribed in schedule II to the Companies Act, 2013 after considering salvage value of five percent of original cost. The Company has considered useful life of assets same as prescribed under the Companies Act, 2013.

**REVENUE RECONGNISATION**

Revenue is recognized to the extent that it is probable that the economic benefits will flow to the company & the revenue can be reliably measured. The following specific recongnisation criteria must also be met before revenue is recognized. Revenue from sale of goods is recognized when all the significant risk and reward of ownership of goods have been passed to the buyer, usually on delivery of goods. Export sales are recognized on the basis of bill of lading/ Airway bill.

**PROVISION, CONTINGENT LIABILITY & CONTINGENT ASSETS**

1. Provision are recognized only when the company has present or legal or constructive obligation as a result of past events for which it is probable that an outflow of economic benefits will be required to settle the transaction & a reliable estimate can be made for the amount of obligation.



2. Contingent Liabilities is Nil
3. Contingent Assets are not recognized in the financial statements.

### OTHER ACCOUNTING POLICIES

Other accounting policies are consistent with generally accepted accounting principles and accounting standards.

### 2. VALUATION OF INVENTORIES

Inventories are valued on the basis of First in First Out (FIFO) method and stated at : -

Raw Material	-	at Cost
Finished Goods	-	at Net Realizable Value
Trading Goods	-	at Cost or Market Price which is lower

### NOTES ON ACCOUNTS

1. Balance to the parties' accounts (including personal accounts) as on 31.3.2023 and the squared up accounts during the year are subject to reconciliation and confirmation.
2. Previous year figures have been rearranged, regrouped wherever necessary for comparison purpose.
3. Contingent liability not provided for - NIL
4. Number of employees entitled to remuneration which in aggregate was not less than 2400000/- p.a. employed throughout the year or Rs. 200000/- per month employed for part of the year: One
5. Information pursuant to Schedule VI of the Companies Act 1956.
  - a) Capacity and Production N.A.
  - c). Value of Imports calculated on C.I.F. bases Rs Nil
  - d). Expenditure in foreign currency on account of import of raw material and foreign traveling Rs. Nil
  - e). Income in foreign currency – Nil.
6. In the opinion of the management and to the best of their knowledge and belief, the value on realization of loans, advances and other current assets in the ordinary course of business will not be less than the amount at which they are stating in the Balance Sheet and provision for all known liabilities has been made.
7. Payment to Statutory Auditors:
 

<u>Current Year</u>	<u>Previous Year</u>
(Rs.)	



Audit Fee

30000.00

75000.00

8. Provision for Gratuity has been made. Provision for the year ending 31.03.2023 made by Rs. 43,55,255.00.
9. Provision for deferred tax has been made. Provision for the year ending 31.03.2023 is reversed by Rs. 637096.00.
10. Trade Payables outstanding from Medium and Small Industries is not available as the management is not provide the same.

## 10. Balance Sheet Abstract and General Business Profile

### I) REGISTRATION DETAILS

Registration no.	1	1	7	5	4	3
------------------	---	---	---	---	---	---

State Code	5	5
------------	---	---

Balance Sheet Date	3	1	-	0	3	-	2	0	2	3
--------------------	---	---	---	---	---	---	---	---	---	---

### II. CAPITAL RAISED DURING THE YEAR (AMOUNT IN RS. THOUSANDS)

Public Issue

N	I	L				
---	---	---	--	--	--	--

Rights Issue

N	I	L				
---	---	---	--	--	--	--

Bonus Issue

N	I	L				
---	---	---	--	--	--	--

Private Placement

					N	I	L
--	--	--	--	--	---	---	---

### III. POSITION OF MOBILISATION AND DEPLOYMENT OF FUNDS (AMOUNT IN RS. THOUSANDS)

Total Assets

	7	2	3	9	3	0
--	---	---	---	---	---	---

Total Liabilities

	7	2	3	9	3	0
--	---	---	---	---	---	---

### SOURCES OF FUNDS

Paid-Up Capital

			6	3	1	7
--	--	--	---	---	---	---

Reserves &amp; Surplus

	1	0	7	7	1	4
--	---	---	---	---	---	---

Secured Loans

	2	3	2	0	7	2
--	---	---	---	---	---	---

Unsecured Loans

					N	I	L
--	--	--	--	--	---	---	---





**APPLICATION OF FUNDS**

Net Fixed Assets

	1	5	0	6	7	7
--	---	---	---	---	---	---

Investments

					4	2
--	--	--	--	--	---	---

Net Current Assets

	1	9	5	8	3	4
--	---	---	---	---	---	---

Misc. Expenditure

					N	I	L
--	--	--	--	--	---	---	---

Accumulated Losses

					N	I	L
--	--	--	--	--	---	---	---

**IV. PERFORMANCE OF COMPANY**

Turnover

1	3	9	7	6	3	1
---	---	---	---	---	---	---

Total Expenditure

1	3	5	1	5	7	1
---	---	---	---	---	---	---

Profit/Loss Before Tax

		4	6	0	6	0
--	--	---	---	---	---	---

Profit/Loss After Tax

		3	2	3	5	9
--	--	---	---	---	---	---

Earning per share in Rs.

	1	7	9	.	0	8
--	---	---	---	---	---	---

Dividend rate %

					N	I	L
--	--	--	--	--	---	---	---

**Generic Names of Three Principal Products/Services of Company (as per monetary terms)**

Item Code No. (ITC Code)

**PRODUCT DESCRIPTION**

M	F	G		&		T	R	A	D	I	N	G		O	F		E	L	E	C	T	I	C	L
G	O	O	D	S																				

**For NEERAJ SATISH & ASSOCIATES  
CHARTERED ACCOUNTANTS**

(NEERAJ GOYAL)  
PARTNER

UDIN - 23078746BGYBXT7928

PLACE : GHAZIABAD

DATED : 1<sup>st</sup> Sep., 2023

  
DIRECTOR

  
DIRECTOR.

**“FORM NO.29B”**

[See rule 40B]

**Report under section 115JB of the Income-tax Act, 1961 for computing the book profit of the company**

1. We have examined the accounts and records of **SERVOKON SYSTEM LTD.**, C-13, Radhu Palace Road, Ixmi Nagar, Delhi - 110092 (PAN No. AABCS2570D) engaged in the business of manufacturing and resale of electrical goods in order to arrive at the book profits during the year ended on the 31<sup>st</sup> March, 2023.
2. We certify that the book profit has been computed in accordance with the provisions of this section. The tax payable under section 115JB of the Income-tax Act in respect of the assessment year 2023-24 is Rs. NIL which has been determined on the basis of the details in Annexure-A to this Form.
3. In our opinion and to the best of our knowledge and according to the explanations given to us the particulars given in Annexure-A are true and Correct.

**FOR NEERAJ SATISH & ASSOCIATES**  
CHARTERED ACCOUNTANTS

PLACE : Delhi  
DATE : 1<sup>st</sup> Sep., 2023

  
**NEERAJ GOYAL**  
PARTNER

UDIN – 23078746BGYBXV7119



**ANNEXURE - A**

[See paragraph 2]

**DETAILS RELATING TO THE COMPUTATION OF BOOK PROFIT FOR THE PURPOSES OF SECTION 115JB OF THE INCOME TAX ACT, 1961**

1 NAME OF THE ASSESSEE	SERVOKON SYSTEM LTD.
2 PARTICULARS OF ADDRESS	C-13, Radhu Palace, Laxmi Nagar, Delhi - 110092
3 PERMANENT ACCOUNT NUMBER	AABCS2570D
4 ASSESSMENT YEAR	2023-24
5 TOTAL INCOME OF THE COMPANY UNDER THE INCOME TAX ACT	51,454,217.00
6 INCOME TAX PAYABLE ON TOTAL INCOME	14,314,564.00
7 WHETHER PROFIT AND LOSS ACCOUNT IS PREPARED IN ACCORDANCE WITH THE PROVISIONS OF PART - II AND III OF THE SCHEDULE -VI TO THE COMPANIES ACT, 1956 (1 OF 1956)	YES/NO
8 WHETHER PROFIT AND LOSS ACCOUNT REFERRED TO IN COLUMN '7' ABOVE HAS FOLLOWED THE SAME ACCOUNTING POLICIES, ACCOUNTING STANDARDS FOR PREPARING THE PROFIT AND LOSS ACCOUNT AND THE SAME METHOD OF RATES FOR CALCULATING DEPRECIATION HAVE BEEN ADOPTED FOR PREPARING ACCOUNTS LAID BEFORE THE COMPANY AT ITS ANNUAL GENERAL BODY MEETING? IF NOT, THE EXTENT AND NATURE OF VARIATION BE SPECIFIED	YES/NO
9 NET PROFIT ACCORDING TO PROFIT AND LOSS ACCOUNT REFERRED TO IN (7) ABOVE	32,358,903.73
10 AMOUNT OF NET PROFIT AS SHOWN IN PROFIT AND LOSS ACCOUNT AS INCREASED BY THE AMOUNTS REFERRED TO IN CLAUSES (a) TO (f) OF EXPLANATION OF SUB SECTION (2) OF THIS SECTION	14,338,445.00
11 THE AMOUNT AS REFERRED TO IN ITEM 10 AS REDUCED BY THE AMOUNTS REFERRED TO IN CLAUSES (I) TO (vii) OF EXPLANATION OF SUB-SECTION (2) OF THIS SECTION	637,096.00
12 BOOK PROFIT AS COMPUTED ACCORDING TO EXPLANATION GIVEN IN SUB-SECTION (2)	46,060,252 73
13 15% OF "BOOK PROFIT" AS COMPUTED IN 12 ABOVE	6,909,038.00
14 IN CASE INCOME-TAX PAYABLE BY THE COMPANY REFERRED TO AT SL.NO. 6 IS LESS THAN EIGHTEEN AND FIVE PERCENT OF ITS BOOK PROFITS SHOWN IN COLUMN 12, THE AMOUNT OF INCOME TAX PAYABLE BY THE COMPANY WOULD BE 15% OF COLUMN 12, I.e. AS PER (13)"	-

UDIN - 23078746BGYBXV7119

